

# ANNUAL REPORT 2016



North West Tasmania



Club Inc.



# TALLTIMBERS

## THUNDER




Tall Timbers  
SMITHTON, TASMANIA

## THE BOARD

**TALLTIMBERS**  
**THUNDER**

## BOARD OF MANAGEMENT 2016



---

### ***THANK YOU TO ALL OUR VOLUNTEERS***

*Our program has benefited from a large number of volunteers who assisted throughout the year.  
The Board would like to thank them all for assisting us with:*

*Door Staff  
Merchandise  
Raffle sales  
Bar Staff  
Video  
Sound Desk  
Score Bench  
Game MC  
Match Manager*

*Team Manager & Training  
Function Room  
Floor wipers  
Thunder Classic  
Banjo's Challenge  
National Anthem Singers  
Junior Clinics  
Game Entertainment*



## Chairman's End of Season Report

It gives me great pleasure to present this Chairman's report for season 2016.

I would like to thank Tall Timbers and Tasmanian Seafoods for again supporting the club as naming rights sponsors for 2016, a relationship that we hope can continue for many seasons to come.

I would also like to thank and acknowledge all our sponsors, both large and small, because without continued support from these valuable supporters of the club we would not be able to continue to present the standard of basketball entertainment that our crowds have become accustomed to.

It is also important to recognise the support we receive from other Basketball organisations such as North West Basketball Union, Basketball Tasmania and Basketball Australia.

Congratulations must go to Coach Phil Thomas as he achieved another milestone late in the season when he notched up a massive 400 SEABL games coached, a record to be proud of and it was duly acknowledged with a presentation during the Grand Final Game.

Pre-game timeslots saw the Banjos' Challenge run again proving popular with many younger basketballers from along the North West Coast often bringing extended family into the stadium and introducing them to SEABL games.

The Little Transport Thunder Classic proved to be an outstanding success once again so thanks to all the teams that entered and coastal clubs that helped out running this event, and of course Little Transport for their ongoing support.

The Thunder school holiday junior camps were very well supported again with the players doing a great job to entertain all participants while putting them through their paces with some basketball fundamentals.

We wish Mason Bragg every success as he follows his basketball dream in the NBL with the Perth Wildcats. I'm sure many Thunder supporters will be watching Mason with interest and he will be missed at Schweppes Arena.

Playing in finals was not to be part of season 2016 for Thunder, but the home game attendance broke all previous records at Schweppes Arena so that gives us confidence that we are producing a basketball product that our many valued supporters continue to enjoy.

Once again I wish to sincerely thank the Thunder Board members and our many volunteers for their commitment, involvement and energy which have contributed to this club having another successful year.

A handwritten signature in dark ink, appearing to read 'Tony Barker', with a long, sweeping horizontal stroke extending to the right.

Tony Barker  
CHAIRMAN

# NW TALL TIMBERS THUNDER

PHOTOGRAPHS COMPLIMENTS OF

DAMON KINGSHOTT PHOTOGRAPHY

DONNA MILLER



**TALLTIMBERS**  
**THUNDER**






**NW TALL TIMBERS THUNDER  
TEAM**

**TALLTIMBERS  
THUNDER**


## THE TEAM FOR 2016



**Phill Thomas**  
COACH  
400 Games




**Matthew Bennell**  
ASS. COACH



**Ben Keeley**  
ASS. COACH



**John Lowrie**  
TEAM MANAGER



**Ryan Carroll**  
PHYSIO

## 2016 NW TALL TIMBERS THUNDER TEAM



**1 Gary Johnson**

Position: Centre  
Height: 198cm  
Age: 28  
Home Town: Houston, Texas  
Country: USA  
NWBU Club: Smithton




**6 Mason Bragg**

Position: Guard/Forward  
Height: 184cm  
Age: 22  
Home Town: Burnie  
Country: Australia  
NWBU Club: Burnie



**7 Tyler Kelly**

Position: Guard  
Height: 184cm  
Age: 20  
Home Town: Devonport  
Country: Australia  
NWBU Club: Penguin



**8 Lachlan Barker**

Position: Guard  
Height: 179cm  
Age: 19  
Home Town: South Riana  
Country: Australia  
NWBU Club: Somerset




**9 Joe Chilcott**

Position: Guard/Forward  
Height: 193cm  
Age: 20  
Home Town: Launceston  
Country: Australia  
NWBU Club: Burnie




**12 Bradley Simpson**

Position: Forward  
Height: 198cm  
Age: 25  
Home Town: Goulburn, NSW  
Country: Australia  
NWBU Club: Burnie




**13 Lucas Simpson**

Position: Centre  
Height: 201cm  
Age: 24  
Home Town: Devonport  
Country: Australia  
NWBU Club: Devonport




**14 Brady Armstrong**

Position: Guard  
Height: 192cm  
Age: 17  
Home Town: Devonport  
Country: Australia  
NWBU Club: Devonport




**20 Nick Haywood**

Position: Guard  
Height: 183cm  
Age: 36  
Home Town: Devonport  
Country: Australia  
NWBU Club: Ulverstone




**21 Matt Beuermann**

Position: Guard/Forward  
Height: 193cm  
Age: 17  
Home Town: Latrobe  
Country: Australia  
NWBU Club: Devonport



**22 Garrett Jackson**

Position: Forward  
Height: 201cm  
Age: 24  
Home Town: Portland, Oregon  
Country: USA  
NWBU Club: Ulverstone



**23 Atem Kuol**

Position: Forward  
Height: 201cm  
Age: 24  
Home Town: Juba, South Sudan  
Country: Australia  
NWBU Club: Penguin





## Coach's End of Season Report

Thank you for the opportunity to contribute to the annual report.

Whilst 2016 had many highlights, which are no doubt reflected in crowd numbers, sport awareness, and some very entertaining and competitive games, as a team Thunder did not challenge for a position in the play-offs. The first time this has occurred in three years. That aside, 2016 should be seen as successful in the history of the program – our players were recognised across the league (SEABL awards and subsequent NBL recruitment); great crowds and appeal for the game (direct flow to club finances); junior awareness and supporters wearing Thunder gear; and enviable numbers at training – players wanting to be a part of our program. This year, NWBU imports not contracted to Thunder (Mike, Rob, CJ and Paul), chose to train and be a genuine part of our team because of the higher quality of coaching and scrimmaging that they received on a weekly basis. This was a win-win for everyone. These are just some of the good things.

I would like recognise and applaud my off court team: assistant coaches – Matt Bennell and Ben Keeley; Team Manager – John Lowrie; Physiotherapist – Ryan Carroll. It was great to work with a group that knew the meaning of team; at all times they showed trust, understanding, commitment and integrity – as well as being good friends. They made some very inconvenient situations – bearable (planes delayed, lost bookings, injuries etc.). I wish all of these great people all the best for the future.

With my time as head coach of Thunder now concluded I do want to reflect upon my most recent coaching contract with Thunder, held since 2013.

There are so many things I am proud of:

- The increase of player numbers in Thunder (both involvement in the team and at training)
- Public awareness and support of the program – Crowd support
- Juniors loving our brand – great to see so many young basketballers support the team
- Professionalism – scouting, team presentation, game preparation etc.
- Recognised for coaching 400 SEABL games
- Media involvement – I always made myself available, regardless of time or place
- The stability of our program over four years – the team was always recognised as being competitive and organised
- Coaching credibility, including high regard my SEABL peers
- The many players that I have coached that have become better basketballers and gone on... some to have successful basketball careers. Also the great and lifelong friendships I have made.
- The training gear the club now has. Good decisions and care has resulted in the program now being well placed in relation to resources – equal to any SEABL team in the league. In coming into the program the equipment and training gear was totally inadequate, in fact abysmal.
- Attendance at team functions, events – club teas, breakfasts etc.
- My commitment to Thunder, within and outside of coaching.

All good things must come to an end – and in hindsight, I am fully comfortable with not being the head coach in 2017.

Of course, as coach I must take full responsibility for the on court performance of the team this year– the wins and losses in a season. That said, there were some puzzling events that occurred throughout 2016, and some mysteries in relation to the team culture, I now feel more informed about. However, I still find it disappointing.

I hold no doubt that some executive board members and senior players chose not to inform me or communicate with the coaching group, and in doing so escalated issues that perhaps could have been worked through. This undercurrent no doubt had a significant effect on our on-court performance in the latter half of the season. I would not profess to be an expert at running a SEABL program, but would suggest that good relationships are fundamental, and must be framed on trust, transparency and openness.

I have always regarded coaching the North West Thunder as both an honour and a privilege, I would like to thank the club for this opportunity; it is with immense satisfaction that I will look back on my time and coaching with the club.

Phil Thomas  
HEAD COACH

### South Men's 2016 Final Ladder

POS	TEAM	P	W	L	PCWon	PC
1	Hobart	24	19	5	79.17	114.56
2	Mt Gambier	24	17	7	70.83	116.59
3	Geelong	24	15	9	62.50	107.81
4	Albury/Wodonga	24	11	13	45.83	99.90
5	Sandringham	24	11	13	45.83	92.58
6	NW Tasmania	24	10	14	41.67	92.80
7	Kilsyth	24	10	14	41.67	95.12
8	Frankston	24	6	18	25.00	91.64

### East Men's 2016 Final Ladder

POS	TEAM	P	W	L	PCWon	PC
1	Bendigo	24	21	3	87.50	117.04
2	Brisbane	24	15	9	62.50	104.37
3	Dandenong	24	13	11	54.17	103.03
4	Nunawading	24	13	11	54.17	104.84
5	Canberra	24	12	12	50.00	95.95
6	Ballarat	24	11	13	45.83	101.05
7	Knox	24	3	21	12.50	81.99
8	BA CoE	16	1	15	6.25	81.20



## GAME RESULTS 2016

Rd	Date	Venue/Court	Thunder Pts	Opposition	Opp Pts	
1	2 April 2016	Schweppes Arena	83	V Sandringham	73	W
2	8 April 2016	Hobart Netball & Sports Centre	73	V Hobart	89	L
3	16 April 2016	Lauren Jackson Sports Centre	101	V Albury/Wodonga	100	W
3	17 April 2016	Bendigo Stadium	80	V Bendigo	94	L
4	23 April 2016	Schweppes Arena	95	V Ballarat	92	W
5	30 April 2016	Schweppes Arena	85	V Frankston	71	W
6	7 May 2016	Schweppes Arena	85	V Dandenong	77	W
7	13 May 2016	AIS Training Hall	102	V BA CoE	75	W
7	14 May 2016	Rowland Cowan Stadium	83	V Brisbane	99	L
8	21 May 2016	Schweppes Arena	79	V Canberra	84	L
9	28 May 2016	Schweppes Arena	94	V Brisbane	88	W
10	3 June 2016	Bern Bruning Basketball Stadium	80	V Mt Gambier	106	L
10	4 June 2016	Frankston Basketball Stadium	58	V Frankston	86	L
11	18 June 2016	Schweppes Arena	68	V Mt Gambier	98	L
12	25 June 2016	Melbourne Sports & Aquatic Centre	87	V Melbourne	79	W
12	26 June 2016	Kilsyth Sports Centre	87	V Kilsyth	80	W
13	2 July 2016	Schweppes Arena	94	V Hobart	98	L
14	9 July 2016	Schweppes Arena	85	V Kilsyth	78	W
15	16 July 2016	Schweppes Arena	95	V Bendigo	100	L
16	23 July 2016	Schweppes Arena	72	V Geelong	104	L
17	31 July 2016	Sandringham Basketball Stadium	89	V Sandringham	101	L
18	6 August	The Geelong Arena	74	V Geelong	93	L
18	7 August	Dandenong Stadium	63	V Dandenong	90	L
19	13 August	Schweppes Arena	85	V Nunawading	97	L





## 2016 SEASON STATS

FLOOR GAME SUMMARY							
PLAYER NAME	M	PTS	AS	AV ASS	ST	BL	TO
Gary Johnson	23	526	44	1.9	8	14	56
Garrett Jackson	23	508	68	3.0	28	19	78
Mason Bragg	24	233	107	4.5	27	–	56
Brad Simpson	22	241	32	1.5	11	5	25
Lachie Barker	24	213	20	0.8	12	1	27
Joe Chilcott	23	140	21	0.9	12	3	19
Lucas Simpson	15	47	8	0.5	1	3	8
Atem Kuo Atem	20	49	6	0.3	–	2	10
Nick Haywood	12	6	11	0.9	–	1	5
Jamie Mesman	9	12	12	1.3	10	4	11
Tyler Kelly	12	22	5	0.4	1	–	6
Brady Armstrong	2	–	–	0.0	–	–	–
Matt Beurmann	0	–	–	0.0	–	–	–

SCORING SUMMARY												
PLAYER NAME	M	TFGM	TFGA	TFG%	3PM	3PA	3P%	FTM	FTA	FT%	PTS	AV PTS
Gary Johnson	23	200	371	53.9	–	3	0.0	100	152	65.8	508	22.1
Garrett Jackson	23	215	400	53.8	30	77	39.0	61	94	64.9	526	22.9
Mason Bragg	24	88	182	48.4	21	55	38.2	36	55	65.5	233	9.7
Brad Simpson	22	99	215	46.0	16	52	30.8	25	43	58.1	241	11.0
Lachie Barker	24	74	176	42.0	44	115	38.3	21	23	91.3	213	8.9
Joe Chilcott	23	59	145	40.7	14	42	33.3	8	11	72.7	140	6.1
Lucas Simpson	15	18	50	36.0	–	2	0.0	11	15	73.3	47	3.1
Atem Kuo Atem	20	19	52	36.5	4	15	26.7	7	10	70.0	49	2.5
Nick Haywood	12	2	12	16.7	–	5	0.0	2	3	66.7	6	0.5
Jamie Mesman	9	3	25	12.0	–	5	0.0	6	10	60.0	12	1.3
Tyler Kelly	12	8	21	38.1	5	13	38.5	1	2	50.0	22	1.8
Brady Armstrong	2	–	–	0.0	–	–	0.0	–	2	0.0	–	0.0
Matt Beurmann	0	–	–	0.0	–	–	0.0	–	–	0.0	–	0.0



REBOUNTING SUMMARY					
PLAYER NAME	M	TR	AV REB	OR	DR
Gary Johnson	23	194	8.4	48	146
Garrett Jackson	23	199	8.7	61	138
Mason Bragg	24	82	3.4	19	63
Brad Simpson	22	160	7.3	54	106
Lachie Barker	24	45	1.9	2	43
Joe Chilcott	23	42	1.8	12	30
Lucas Simpson	15	33	2.2	9	24
Atem Kuo Atem	20	26	1.3	5	21
Nick Haywood	12	11	0.9	7	4
Jamie Mesman	9	23	2.6	7	16
Tyler Kelly	12	6	0.5	2	4
Brady Armstrong	2	-	0.0	-	-
Matt Beurmann	0	-	0.0	-	-

FOULS SUMMARY		
PLAYER NAME	M	PFS
Gary Johnson	23	55
Garrett Jackson	23	57
Mason Bragg	24	57
Brad Simpson	22	59
Lachie Barker	24	50
Joe Chilcott	23	21
Lucas Simpson	15	22
Atem Kuo Atem	20	27
Nick Haywood	12	12
Tyler Kelly	12	6
Jamie Mesman	9	18
Brady Armstrong	2	1
Matt Beurmann	0	-

2016 NW TALL TIMBERS THUNDER AWARDS	
NAME	AWARD
Garrett Jackson – Player	MVP
Joe Chilcott – Player	Coaches Award
Brady Armstrong – Player	Rising Star Award
Lachie Barker – Player	50 SEABL Games
Mason Bragg	100 SEABL Games
Phil Thomas – Coach	400 SEABL Games



## 2016 SEABL REPORT CARD – NORTH WEST TASMANIA

A horror second half to the year saw the Thunder miss out on the playoffs for the first time since 2014.

### N-W TASMANIA THUNDER

Wins – 10

Losses – 14

Standing – 6<sup>th</sup> South Conference

2015 result – 13 wins, 11 losses, 3<sup>rd</sup> South Conference



### THE GOOD

The Thunder looked an early lock for a top-four position after starting the year with a 6–2 record including wins over Albury/Wodonga and Dandenong. Brad Simpson upped his career numbers across the board in the front court alongside Garrett Jackson, increasing his points per game by 2.6 and rebounds by 2.2 while doubling his assists to 1.5. Mason Bragg is one of the better two-way players in the game, averaging over a steal per contest with 9.7 points and Gary Johnson was a strong import addition this year, collecting 22.1 points, 8.4 rebounds and 1.9 assists while missing just one game.

### THE BAD

A horror back-half of the season saw N/W Tasmania lose their final six games, giving up the top four position they had after Round 14 to finish sixth. They finished with a 4–8 record on the road, a 1–6 record against South Conference finalists and owned the second worst defence in the league, giving up 90 points per game and 58% shooting from inside the arc. It was the first time they missed finals since 2014 after reaching the Preliminary Final the previous two years.

### STANDOUT PERFORMER

In his second SEABL season, Jackson was again named to the All-SEABL team while finishing tenth overall in the MVP voting as he averaged 22.9 points (fourth in the competition) and 8.7 rebounds while shooting 54% from the field. He also hit 39% from downtown and held his own in the Thunder's poor second half of the year, recording 21 points, 11 rebounds and eight assists against Bendigo in Round 15 as well as a big double-double of 17 points and 16 boards against Dandenong in Round 18. With 33 points, 14 rebounds and five assists in Round 1 against Sandringham, Jackson also earned Player of the Week.

### *Next Year*

### TEAM NEEDS

Defence must be the aim of the pre-season for N/W Tasmania with coach Phil Thomas needing to find a balance at both ends of the floor. Bragg impressed but the Thunder still allowed oppositions to shoot at 36% from downtown and while Jackson and Johnson proved adequate shot blockers, they still gave up 55% shooting from inside the arc. The talent is there with this current squad but consistency will be the key next year.

### LIKELY IMPROVEMENT

Playing every game in his third SEABL season, Lachlan Barker is a pure shooter from all areas of the floor. He hit 42% from the field, 38% from the three-point line and 91% from the charity stripe while more than doubling his career point production from 3.2 to 8.9 per game. He reached double-figures 11 times for the year including putting in a consistent second half of the season, averaging 12.5 points in his final six contests.

GRADE – 6.5/10

**SPONSORSHIP**



**TALLTIMBERS**  
**THUNDER**



## 2015 Sponsors

### ***OUR PARTNERS***

#### ***MAJOR NAMING RIGHTS PARTNER***

Tall Timbers/Tasmanian Seafoods Pty Ltd

#### ***MEDIA PARTNERS***

Tasmanian Broadcasters–  
(7AD,7BU, Sea FM in Devonport  
and Burnie)  
Southern Cross TV

#### ***STADIUM NAMING RIGHTS PARTNER***

Schweppes Australia

#### ***SPONSORS***

Banjo's  
J Boag's & Sons  
Schweppes Australia  
Central Coast Council  
Goodstone Group  
Bendigo Bank  
Codas

Training Fix Gym  
Harding's HVAC & Refrigeration  
Little Transport  
Take 2 Embroidery & Workwear  
Physica  
Zenith Wealth  
Energypoint  
Inspirations Paint  
Todd Rogers Signs  
Fork Truck Specialists  
Ricoh Ulverstone  
Urban Forest Consultancy  
Domino's Pizza — Ulverstone  
Damon Kingshott Photography  
Harris Scarfe  
Roger Jaensch

Health Care Insurance Ltd  
Cameron's  
French's Building Services  
Brown Brothers  
Incitec Pivot  
NWBU  
Complete Stationery  
Betta Milk  
Steven J Hays—  
Agricultural Contracting

Once again sponsorship remains crucial to our continued viability and we must thank all our existing sponsors, especially our naming rights sponsors Tall Timbers and Tasmanian Seafoods for their continued support and loyalty. We would also like to extend a warm thank you to our new sponsors for coming on board and joining the program.



# FINANCIAL REPORT

**TALLTIMBERS**  
**THUNDER**

## Financial Officer's Report

The Board of Management of North West Tasmania Thunder Basketball Club Inc. hereby present the financial reports for the year ended 30 September 2016. The Financial Report being presented is based on Audited Financial Statements (Camerons December 2016).

It is my duty to announce that the result of the trading operations for the financial year ended 30 September 2016 was an increase in equity of \$15,799. This compares with a loss of \$5,163 for the 2014–2015 financial year. As a result the total equity has now increased from \$37,955 to \$53,753.

The Club budgeted for income of \$231,000 and expenditure of \$230,000 thus providing for a small surplus. Income for the year substantially achieved this target by posting earnings of \$243,395. Expenditure did not reach our target by incurring costs of \$227,596. Significant items to note include the following:

Firstly, the Club receives support from sponsors in the form of sponsorships and donations. Sponsorship revenue of \$98,221 exceeded the budget of \$93,000 and almost matched the \$100,214 of the previous season. Credit for this strong performance must go to John Beard, John Lowrie and their team of helpers. The loss of 'Know your odds' sponsorship was offset by securing of a number of new sponsors.

Revenue from door sales and season tickets increased by \$6,682. This was done without the additional home final from the previous season, which generated \$8,200. Credit to this needs to be given to all board member who volunteer tirelessly to ensure supporters returned for multiple games. Social media advertising on Facebook increased interest in the program and had an impact on the size of crowds. Kellie Jones' expertise in this area need to be acknowledged.

On the expenditure side of the equation the significant decrease over prior year costs related to mainly to players remuneration and accommodation. This is partly offset by not participating in finals and thus reducing the number of weeks wages are paid.

Accommodation costs also decreased during the year due to a single leased property to accommodate all our imports. This had a positive financial impact, but may not meet the needs of the program in the future.

Our Bar Trading revenue dropped in 2016. The board has discussed this in some length and the separation of the costs of beverages in sponsorship boxes for the 2017 season will give a more accurate gauge of the sales and outgoing costs. The tireless work of Mandy Archer behind the bar contributed to a 25% increase in bar sales during the twelve regular season games from 2015.

In my first year as Financial Controller I want to acknowledge the additional support of Camerons in providing financial advice for myself and the Thunder program. I want to thank Clayton Williams for his ongoing support and high level advice and Louise Smith for her additional support in helping us meet our ATO obligations. This commitment and the ongoing sponsorship has made a real impact on our capacity to be a successful organisation in 2016.

The Thunder program had a strong financial year and I feel it is important all members of the board are proud of our achievements. Our efforts ensure talented and committed athletes from our region continue to have a pathway to national level competitions.

Paul Harding  
FINANCIAL OFFICER

# FINANCIAL REPORT

**TALLTIMBERS**  
**THUNDER**



# ANNUAL REPORT 2016



North West Tasmania



Club Inc.



# TALLTIMBERS THUNDER




Tall Timbers  
SMITHTON, TASMANIA

## THE BOARD

**TALLTIMBERS**  
**THUNDER**

## BOARD OF MANAGEMENT 2016



---

### **THANK YOU TO ALL OUR VOLUNTEERS**

*Our program has benefited from a large number of volunteers who assisted throughout the year.  
The Board would like to thank them all for assisting us with:*

*Door Staff  
Merchandise  
Raffle sales  
Bar Staff  
Video  
Sound Desk  
Score Bench  
Game MC  
Match Manager*

*Team Manager & Training  
Function Room  
Floor wipers  
Thunder Classic  
Banjo's Challenge  
National Anthem Singers  
Junior Clinics  
Game Entertainment*



## Chairman's End of Season Report

It gives me great pleasure to present this Chairman's report for season 2016.

I would like to thank Tall Timbers and Tasmanian Seafoods for again supporting the club as naming rights sponsors for 2016, a relationship that we hope can continue for many seasons to come.

I would also like to thank and acknowledge all our sponsors, both large and small, because without continued support from these valuable supporters of the club we would not be able to continue to present the standard of basketball entertainment that our crowds have become accustomed to.

It is also important to recognise the support we receive from other Basketball organisations such as North West Basketball Union, Basketball Tasmania and Basketball Australia.

Congratulations must go to Coach Phil Thomas as he achieved another milestone late in the season when he notched up a massive 400 SEABL games coached, a record to be proud of and it was duly acknowledged with a presentation during the Grand Final Game.

Pre-game timeslots saw the Banjos' Challenge run again proving popular with many younger basketballers from along the North West Coast often bringing extended family into the stadium and introducing them to SEABL games.

The Little Transport Thunder Classic proved to be an outstanding success once again so thanks to all the teams that entered and coastal clubs that helped out running this event, and of course Little Transport for their ongoing support.

The Thunder school holiday junior camps were very well supported again with the players doing a great job to entertain all participants while putting them through their paces with some basketball fundamentals.

We wish Mason Bragg every success as he follows his basketball dream in the NBL with the Perth Wildcats. I'm sure many Thunder supporters will be watching Mason with interest and he will be missed at Schweppes Arena.

Playing in finals was not to be part of season 2016 for Thunder, but the home game attendance broke all previous records at Schweppes Arena so that gives us confidence that we are producing a basketball product that our many valued supporters continue to enjoy.

Once again I wish to sincerely thank the Thunder Board members and our many volunteers for their commitment, involvement and energy which have contributed to this club having another successful year.

A handwritten signature in dark ink, appearing to read 'Tony Barker', with a long, sweeping horizontal stroke extending to the right.

Tony Barker  
CHAIRMAN



# **NW TALL TIMBERS THUNDER**

**PHOTOGRAPHS COMPLIMENTS OF**

**DAMON KINGSHOTT PHOTOGRAPHY**

**DONNA MILLER**



**TALL TIMBERS  
THUNDER**



**NW TALL TIMBERS THUNDER  
TEAM**


**TALLTIMBERS  
THUNDER**




## THE TEAM FOR 2016



**Phill Thomas**  
COACH  
400 Games




**Matthew Bennell**  
ASS. COACH



**Ben Keeley**  
ASS. COACH




**John Lowrie**  
TEAM MANAGER



**Ryan Carroll**  
PHYSIO

## 2016 NW TALL TIMBERS THUNDER TEAM



**1 Gary Johnson**

Position: Centre  
Height: 198cm  
Age: 28  
Home Town: Houston, Texas  
Country: USA  
NWBU Club: Smithton




**6 Mason Bragg**

Position: Guard/Forward  
Height: 184cm  
Age: 22  
Home Town: Burnie  
Country: Australia  
NWBU Club: Burnie



**7 Tyler Kelly**

Position: Guard  
Height: 184cm  
Age: 20  
Home Town: Devonport  
Country: Australia  
NWBU Club: Penguin




**8 Lachlan Barker**

Position: Guard  
Height: 179cm  
Age: 19  
Home Town: South Riana  
Country: Australia  
NWBU Club: Somerset




**9 Joe Chilcott**

Position: Guard/Forward  
Height: 193cm  
Age: 20  
Home Town: Launceston  
Country: Australia  
NWBU Club: Burnie




**12 Bradley Simpson**

Position: Forward  
Height: 198cm  
Age: 25  
Home Town: Goulburn, NSW  
Country: Australia  
NWBU Club: Burnie




**13 Lucas Simpson**

Position: Centre  
Height: 201cm  
Age: 24  
Home Town: Devonport  
Country: Australia  
NWBU Club: Devonport



**14 Brady Armstrong**

Position: Guard  
Height: 192cm  
Age: 17  
Home Town: Devonport  
Country: Australia  
NWBU Club: Devonport




**20 Nick Haywood**

Position: Guard  
Height: 183cm  
Age: 36  
Home Town: Devonport  
Country: Australia  
NWBU Club: Ulverstone



**21 Matt Beuermann**

Position: Guard/Forward  
Height: 193cm  
Age: 17  
Home Town: Latrobe  
Country: Australia  
NWBU Club: Devonport



**22 Garrett Jackson**

Position: Forward  
Height: 201cm  
Age: 24  
Home Town: Portland, Oregon  
Country: USA  
NWBU Club: Ulverstone



**23 Atem Kuol**

Position: Forward  
Height: 201cm  
Age: 24  
Home Town: Juba, South Sudan  
Country: Australia  
NWBU Club: Penguin



## Coach's End of Season Report

Thank you for the opportunity to contribute to the annual report.

Whilst 2016 had many highlights, which are no doubt reflected in crowd numbers, sport awareness, and some very entertaining and competitive games, as a team Thunder did not challenge for a position in the play-offs. The first time this has occurred in three years. That aside, 2016 should be seen as successful in the history of the program – our players were recognised across the league (SEABL awards and subsequent NBL recruitment); great crowds and appeal for the game (direct flow to club finances); junior awareness and supporters wearing Thunder gear; and enviable numbers at training – players wanting to be a part of our program. This year, NWBU imports not contracted to Thunder (Mike, Rob, CJ and Paul), chose to train and be a genuine part of our team because of the higher quality of coaching and scrimmaging that they received on a weekly basis. This was a win-win for everyone. These are just some of the good things.

I would like recognise and applaud my off court team: assistant coaches – Matt Bennell and Ben Keeley; Team Manager – John Lowrie; Physiotherapist – Ryan Carroll. It was great to work with a group that knew the meaning of team; at all times they showed trust, understanding, commitment and integrity – as well as being good friends. They made some very inconvenient situations – bearable (planes delayed, lost bookings, injuries etc.). I wish all of these great people all the best for the future.

With my time as head coach of Thunder now concluded I do want to reflect upon my most recent coaching contract with Thunder, held since 2013.

There are so many things I am proud of:

- The increase of player numbers in Thunder (both involvement in the team and at training)
- Public awareness and support of the program – Crowd support
- Juniors loving our brand – great to see so many young basketballers support the team
- Professionalism – scouting, team presentation, game preparation etc.
- Recognised for coaching 400 SEABL games
- Media involvement – I always made myself available, regardless of time or place
- The stability of our program over four years – the team was always recognised as being competitive and organised
- Coaching credibility, including high regard my SEABL peers
- The many players that I have coached that have become better basketballers and gone on... some to have successful basketball careers. Also the great and lifelong friendships I have made.
- The training gear the club now has. Good decisions and care has resulted in the program now being well placed in relation to resources – equal to any SEABL team in the league. In coming into the program the equipment and training gear was totally inadequate, in fact abysmal.
- Attendance at team functions, events – club teas, breakfasts etc.
- My commitment to Thunder, within and outside of coaching.

All good things must come to an end – and in hindsight, I am fully comfortable with not being the head coach in 2017.

Of course, as coach I must take full responsibility for the on court performance of the team this year– the wins and losses in a season. That said, there were some puzzling events that occurred throughout 2016, and some mysteries in relation to the team culture, I now feel more informed about. However, I still find it disappointing.

I hold no doubt that some executive board members and senior players chose not to inform me or communicate with the coaching group, and in doing so escalated issues that perhaps could have been worked through. This undercurrent no doubt had a significant effect on our on-court performance in the latter half of the season. I would not profess to be an expert at running a SEABL program, but would suggest that good relationships are fundamental, and must be framed on trust, transparency and openness.

I have always regarded coaching the North West Thunder as both an honour and a privilege, I would like to thank the club for this opportunity; it is with immense satisfaction that I will look back on my time and coaching with the club.

Phil Thomas  
HEAD COACH

### South Men's 2016 Final Ladder

POS	TEAM	P	W	L	PCWon	PC
1	Hobart	24	19	5	79.17	114.56
2	Mt Gambier	24	17	7	70.83	116.59
3	Geelong	24	15	9	62.50	107.81
4	Albury/Wodonga	24	11	13	45.83	99.90
5	Sandringham	24	11	13	45.83	92.58
6	NW Tasmania	24	10	14	41.67	92.80
7	Kilsyth	24	10	14	41.67	95.12
8	Frankston	24	6	18	25.00	91.64

### East Men's 2016 Final Ladder

POS	TEAM	P	W	L	PCWon	PC
1	Bendigo	24	21	3	87.50	117.04
2	Brisbane	24	15	9	62.50	104.37
3	Dandenong	24	13	11	54.17	103.03
4	Nunawading	24	13	11	54.17	104.84
5	Canberra	24	12	12	50.00	95.95
6	Ballarat	24	11	13	45.83	101.05
7	Knox	24	3	21	12.50	81.99
8	BA CoE	16	1	15	6.25	81.20





## GAME RESULTS 2016

Rd	Date	Venue/Court	Thunder Pts	Opposition	Opp Pts	
1	2 April 2016	Schweppes Arena	83	V Sandringham	73	W
2	8 April 2016	Hobart Netball & Sports Centre	73	V Hobart	89	L
3	16 April 2016	Lauren Jackson Sports Centre	101	V Albury/Wodonga	100	W
3	17 April 2016	Bendigo Stadium	80	V Bendigo	94	L
4	23 April 2016	Schweppes Arena	95	V Ballarat	92	W
5	30 April 2016	Schweppes Arena	85	V Frankston	71	W
6	7 May 2016	Schweppes Arena	85	V Dandenong	77	W
7	13 May 2016	AIS Training Hall	102	V BA CoE	75	W
7	14 May 2016	Rowland Cowan Stadium	83	V Brisbane	99	L
8	21 May 2016	Schweppes Arena	79	V Canberra	84	L
9	28 May 2016	Schweppes Arena	94	V Brisbane	88	W
10	3 June 2016	Bern Bruning Basketball Stadium	80	V Mt Gambier	106	L
10	4 June 2016	Frankston Basketball Stadium	58	V Frankston	86	L
11	18 June 2016	Schweppes Arena	68	V Mt Gambier	98	L
12	25 June 2016	Melbourne Sports & Aquatic Centre	87	V Melbourne	79	W
12	26 June 2016	Kilsyth Sports Centre	87	V Kilsyth	80	W
13	2 July 2016	Schweppes Arena	94	V Hobart	98	L
14	9 July 2016	Schweppes Arena	85	V Kilsyth	78	W
15	16 July 2016	Schweppes Arena	95	V Bendigo	100	L
16	23 July 2016	Schweppes Arena	72	V Geelong	104	L
17	31 July 2016	Sandringham Basketball Stadium	89	V Sandringham	101	L
18	6 August	The Geelong Arena	74	V Geelong	93	L
18	7 August	Dandenong Stadium	63	V Dandenong	90	L
19	13 August	Schweppes Arena	85	V Nunawading	97	L



## 2016 SEASON STATS

FLOOR GAME SUMMARY							
PLAYER NAME	M	PTS	AS	AV ASS	ST	BL	TO
Gary Johnson	23	526	44	1.9	8	14	56
Garrett Jackson	23	508	68	3.0	28	19	78
Mason Bragg	24	233	107	4.5	27	–	56
Brad Simpson	22	241	32	1.5	11	5	25
Lachie Barker	24	213	20	0.8	12	1	27
Joe Chilcott	23	140	21	0.9	12	3	19
Lucas Simpson	15	47	8	0.5	1	3	8
Atem Kuo Atem	20	49	6	0.3	–	2	10
Nick Haywood	12	6	11	0.9	–	1	5
Jamie Mesman	9	12	12	1.3	10	4	11
Tyler Kelly	12	22	5	0.4	1	–	6
Brady Armstrong	2	–	–	0.0	–	–	–
Matt Beurmann	0	–	–	0.0	–	–	–

SCORING SUMMARY												
PLAYER NAME	M	TFGM	TFGA	TFG%	3PM	3PA	3P%	FTM	FTA	FT%	PTS	AV PTS
Gary Johnson	23	200	371	53.9	–	3	0.0	100	152	65.8	508	22.1
Garrett Jackson	23	215	400	53.8	30	77	39.0	61	94	64.9	526	22.9
Mason Bragg	24	88	182	48.4	21	55	38.2	36	55	65.5	233	9.7
Brad Simpson	22	99	215	46.0	16	52	30.8	25	43	58.1	241	11.0
Lachie Barker	24	74	176	42.0	44	115	38.3	21	23	91.3	213	8.9
Joe Chilcott	23	59	145	40.7	14	42	33.3	8	11	72.7	140	6.1
Lucas Simpson	15	18	50	36.0	–	2	0.0	11	15	73.3	47	3.1
Atem Kuo Atem	20	19	52	36.5	4	15	26.7	7	10	70.0	49	2.5
Nick Haywood	12	2	12	16.7	–	5	0.0	2	3	66.7	6	0.5
Jamie Mesman	9	3	25	12.0	–	5	0.0	6	10	60.0	12	1.3
Tyler Kelly	12	8	21	38.1	5	13	38.5	1	2	50.0	22	1.8
Brady Armstrong	2	–	–	0.0	–	–	0.0	–	2	0.0	–	0.0
Matt Beurmann	0	–	–	0.0	–	–	0.0	–	–	0.0	–	0.0



REBOUNTING SUMMARY					
PLAYER NAME	M	TR	AV REB	OR	DR
Gary Johnson	23	194	8.4	48	146
Garrett Jackson	23	199	8.7	61	138
Mason Bragg	24	82	3.4	19	63
Brad Simpson	22	160	7.3	54	106
Lachie Barker	24	45	1.9	2	43
Joe Chilcott	23	42	1.8	12	30
Lucas Simpson	15	33	2.2	9	24
Atem Kuo Atem	20	26	1.3	5	21
Nick Haywood	12	11	0.9	7	4
Jamie Mesman	9	23	2.6	7	16
Tyler Kelly	12	6	0.5	2	4
Brady Armstrong	2	-	0.0	-	-
Matt Beurmann	0	-	0.0	-	-

FOULS SUMMARY		
PLAYER NAME	M	PFS
Gary Johnson	23	55
Garrett Jackson	23	57
Mason Bragg	24	57
Brad Simpson	22	59
Lachie Barker	24	50
Joe Chilcott	23	21
Lucas Simpson	15	22
Atem Kuo Atem	20	27
Nick Haywood	12	12
Tyler Kelly	12	6
Jamie Mesman	9	18
Brady Armstrong	2	1
Matt Beurmann	0	-

2016 NW TALL TIMBERS THUNDER AWARDS	
NAME	AWARD
Garrett Jackson – Player	MVP
Joe Chilcott – Player	Coaches Award
Brady Armstrong – Player	Rising Star Award
Lachie Barker – Player	50 SEABL Games
Mason Bragg	100 SEABL Games
Phil Thomas – Coach	400 SEABL Games



## 2016 SEABL REPORT CARD – NORTH WEST TASMANIA

A horror second half to the year saw the Thunder miss out on the playoffs for the first time since 2014.

### N-W TASMANIA THUNDER

Wins – 10

Losses – 14

Standing – 6<sup>th</sup> South Conference

2015 result – 13 wins, 11 losses, 3<sup>rd</sup> South Conference



### THE GOOD

The Thunder looked an early lock for a top-four position after starting the year with a 6–2 record including wins over Albury/Wodonga and Dandenong. Brad Simpson upped his career numbers across the board in the front court alongside Garrett Jackson, increasing his points per game by 2.6 and rebounds by 2.2 while doubling his assists to 1.5. Mason Bragg is one of the better two-way players in the game, averaging over a steal per contest with 9.7 points and Gary Johnson was a strong import addition this year, collecting 22.1 points, 8.4 rebounds and 1.9 assists while missing just one game.

### THE BAD

A horror back-half of the season saw N/W Tasmania lose their final six games, giving up the top four position they had after Round 14 to finish sixth. They finished with a 4–8 record on the road, a 1–6 record against South Conference finalists and owned the second worst defence in the league, giving up 90 points per game and 58% shooting from inside the arc. It was the first time they missed finals since 2014 after reaching the Preliminary Final the previous two years.

### STANDOUT PERFORMER

In his second SEABL season, Jackson was again named to the All-SEABL team while finishing tenth overall in the MVP voting as he averaged 22.9 points (fourth in the competition) and 8.7 rebounds while shooting 54% from the field. He also hit 39% from downtown and held his own in the Thunder's poor second half of the year, recording 21 points, 11 rebounds and eight assists against Bendigo in Round 15 as well as a big double-double of 17 points and 16 boards against Dandenong in Round 18. With 33 points, 14 rebounds and five assists in Round 1 against Sandringham, Jackson also earned Player of the Week.

### *Next Year*

### TEAM NEEDS

Defence must be the aim of the pre-season for N/W Tasmania with coach Phil Thomas needing to find a balance at both ends of the floor. Bragg impressed but the Thunder still allowed oppositions to shoot at 36% from downtown and while Jackson and Johnson proved adequate shot blockers, they still gave up 55% shooting from inside the arc. The talent is there with this current squad but consistency will be the key next year.

### LIKELY IMPROVEMENT

Playing every game in his third SEABL season, Lachlan Barker is a pure shooter from all areas of the floor. He hit 42% from the field, 38% from the three-point line and 91% from the charity stripe while more than doubling his career point production from 3.2 to 8.9 per game. He reached double-figures 11 times for the year including putting in a consistent second half of the season, averaging 12.5 points in his final six contests.

GRADE – 6.5/10

**SPONSORSHIP**

**TALLTIMBERS**  
**THUNDER**

## 2015 Sponsors

### ***OUR PARTNERS***

#### ***MAJOR NAMING RIGHTS PARTNER***

Tall Timbers/Tasmanian Seafoods Pty Ltd

#### ***MEDIA PARTNERS***

Tasmanian Broadcasters–  
(7AD,7BU, Sea FM in Devonport  
and Burnie)  
Southern Cross TV

#### ***STADIUM NAMING RIGHTS PARTNER***

Schweppes Australia

#### ***SPONSORS***

Banjo's  
J Boag's & Sons  
Schweppes Australia  
Central Coast Council  
Goodstone Group  
Bendigo Bank  
Codas

Training Fix Gym  
Harding's HVAC & Refrigeration  
Little Transport  
Take 2 Embroidery & Workwear  
Physica  
Zenith Wealth  
Energypoint  
Inspirations Paint  
Todd Rogers Signs  
Fork Truck Specialists  
Ricoh Ulverstone  
Urban Forest Consultancy  
Domino's Pizza — Ulverstone  
Damon Kingshott Photography  
Harris Scarfe  
Roger Jaensch

Health Care Insurance Ltd  
Cameron's  
French's Building Services  
Brown Brothers  
Incitec Pivot  
NWBU  
Complete Stationery  
Betta Milk  
Steven J Hays—  
Agricultural Contracting

Once again sponsorship remains crucial to our continued viability and we must thank all our existing sponsors, especially our naming rights sponsors Tall Timbers and Tasmanian Seafoods for their continued support and loyalty. We would also like to extend a warm thank you to our new sponsors for coming on board and joining the program.



# FINANCIAL REPORT

**TALLTIMBERS**  
**THUNDER**



## Financial Officer's Report

The Board of Management of North West Tasmania Thunder Basketball Club Inc. hereby present the financial reports for the year ended 30 September 2016. The Financial Report being presented is based on Audited Financial Statements (Camerons December 2016).

It is my duty to announce that the result of the trading operations for the financial year ended 30 September 2016 was an increase in equity of \$15,799. This compares with a loss of \$5,163 for the 2014–2015 financial year. As a result the total equity has now increased from \$37,955 to \$53,753.

The Club budgeted for income of \$231,000 and expenditure of \$230,000 thus providing for a small surplus. Income for the year substantially achieved this target by posting earnings of \$243,395. Expenditure did not reach our target by incurring costs of \$227,596. Significant items to note include the following:

Firstly, the Club receives support from sponsors in the form of sponsorships and donations. Sponsorship revenue of \$98,221 exceeded the budget of \$93,000 and almost matched the \$100,214 of the previous season. Credit for this strong performance must go to John Beard, John Lowrie and their team of helpers. The loss of 'Know your odds' sponsorship was offset by securing of a number of new sponsors.

Revenue from door sales and season tickets increased by \$6,682. This was done without the additional home final from the previous season, which generated \$8,200. Credit to this needs to be given to all board member who volunteer tirelessly to ensure supporters returned for multiple games. Social media advertising on Facebook increased interest in the program and had an impact on the size of crowds. Kellie Jones' expertise in this area need to be acknowledged.

On the expenditure side of the equation the significant decrease over prior year costs related to mainly to players remuneration and accommodation. This is partly offset by not participating in finals and thus reducing the number of weeks wages are paid.

Accommodation costs also decreased during the year due to a single leased property to accommodate all our imports. This had a positive financial impact, but may not meet the needs of the program in the future.

Our Bar Trading revenue dropped in 2016. The board has discussed this in some length and the separation of the costs of beverages in sponsorship boxes for the 2017 season will give a more accurate gauge of the sales and outgoing costs. The tireless work of Mandy Archer behind the bar contributed to a 25% increase in bar sales during the twelve regular season games from 2015.

In my first year as Financial Controller I want to acknowledge the additional support of Camerons in providing financial advice for myself and the Thunder program. I want to thank Clayton Williams for his ongoing support and high level advice and Louise Smith for her additional support in helping us meet our ATO obligations. This commitment and the ongoing sponsorship has made a real impact on our capacity to be a successful organisation in 2016.

The Thunder program had a strong financial year and I feel it is important all members of the board are proud of our achievements. Our efforts ensure talented and committed athletes from our region continue to have a pathway to national level competitions.

Paul Harding  
FINANCIAL OFFICER

# FINANCIAL REPORT

**TALLTIMBERS**  
**THUNDER**



**CAMERONS**




---

**NORTH WEST TAS THUNDER  
BASKETBALL CLUB INC**

**AUDITED FINANCIAL  
STATEMENTS**

**FOR THE PERIOD ENDED 30 SEPTEMBER 2016**  
(CLIENT COPY – PLEASE RETAIN FOR YOUR RECORDS)

## TABLE OF CONTENTS

-  Auditors Report
-  Committee Members
-  North West TasmaniaThunder  
Basket Ball Club Inc.

## AUDITOR'S REPORT

## **INDEPENDENT AUDIT REPORT**

### **TO THE MEMBERS OF**

### **NORTH WEST TASMANIA THUNDER BASKETBALL CLUB INC**

#### **SCOPE**

We have audited the financial report of North West Tasmania Thunder Basketball Club Inc being a special purpose financial report for the year ended 30 September 2016 as set out in the following pages. The Committee is responsible for the financial report and has determined that the Association is a non reporting entity and that the accounting policies used are appropriate to meet the requirements of the Associations Incorporation Act 1964 and the needs of members.

The financial report has been prepared for the purpose of fulfilling the requirements of the Associations Incorporation Act 1964. We disclaim any assumption of responsibility for any reliance on this audit report, or the financial report to which it relates, to any person other than the members, or for any purpose other than that for which it was prepared.

Our Audit has been conducted in accordance with Australian Auditing Standards to provide reasonable assurance as to whether the financial report is free of material misstatement. Our procedures included examination, on a test basis, of evidence supporting the amount and other disclosures in the financial report. These procedures have been undertaken to form an opinion whether, in all material respects, the financial report is presented fairly so as to present a view which is consistent with our understanding of the financial position of the Association and the results of its operations.

The audit opinion expressed in this report has been formed on the above basis.

#### **AUDIT OPINION**

In our opinion:

- a) the financial report presents a true and fair view of the financial position of the North West Tasmania Thunder Basketball Club Inc as at 30 September 2016, and the results of its operations for the year then ended;
- b) the rules relating to the administration of the Association have been observed;
- c) the Association has maintained proper accounting records.

We note the following points:

- d) We have amended the Business Activity Statements for the financial year to account for the following:
1. an underpayment of GST for the amount of \$1,473
  2. an overpayment of payg withholding tax for the amount of \$1,071
  3. correction to the gross wages reported for the amount of \$13,799
  4. correction to the total sales reported for the amount of \$8,001

This has resulted in a net amount of \$402 payable to the Australia Taxation Office.

- e) The payment summaries issued to employees do not show the correct gross wages and require amendment.
- f) Superannuation paid to employees Garrett Jackson and Gary Johnson is incorrect and requires additional super to be paid.
- g) Please note that superannuation is required by the ATO to be paid on a quarterly basis.
- h) Suggest that the committee considers using Xero for accounting purposes for ease of GST and wages calculations.

Signed: \_\_\_\_\_

Clayton Williams CPA  
**CAMERONS ACCOUNTANTS**  
3A The Quadrant  
ULVERSTONE TAS 7315

Date: 5/12/16



## COMMITTEE MEMBERS

**NORTH WEST TASMANIA THUNDER BASKETBALL CLUB INC.**  
**COMMITTEE LIST**  
**FOR YEAR ENDED 30<sup>TH</sup> SEPTEMBER 2016**

**CHAIRMAN:** Tony Barker 1179 South. Riana Rd, South. Riana, TAS, 7315

**VICE CHAIRMAN:** John Lowrie 40 Richard Place, Ulverstone, TAS, 7315

**FINANCIAL OFFICER:** Paul Harding 2 Wattle Hill Drive Wynyard 7325

**ADMINISTRATOR:** Debra Lynch 57 Josephine Street, Ulverstone, TAS 7315

**NWBU DELEGATE:** Greg Miller 16 Fairway Drive, Penguin, TAS, 7315

**COMMITTEE:**

Mandy Archer 23 Queens Street, Ulverstone, TAS, 7315

John Beard 99 Queens Street, Ulverstone, TAS, 7315

Kellie Jones 14 Amber Court, Ulvertstone, TAS, 7315

Raelene Salter 21 Fidler Street, Cooeee TAS, 7320

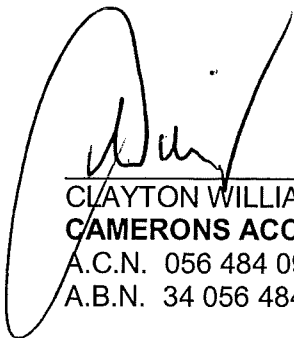
Andrea Harding 16 Risby Street, Ulverstone, TAS, 7315

Trudy Pearce 4 Jersey Court, Ulverstone, Tas 7315

Michelle Summers 2 Wattle Hill Drive Wynyard 7325

Kate Eustace 2 Grassmere Road, North Motton

Helen Little 92 Kindred Road, Ulverstone



CLAYTON WILLIAMS (Partner)  
**CAMERONS ACCOUNTANTS**  
A.C.N. 056 484 096  
A.B.N. 34 056 484 096

5/12/16  
Date

Certified Practising Accountants  
3A The Quadrant  
ULVERSTONE TAS 7315

**NORTH WEST TASMANIA  
THUNDER BASKETBALL CLUB  
INC**

**FINANCIAL REPORTS**  
**FOR THE PERIOD ENDED 30 SEPTEMBER 2016**

**NORTH WEST TASMANIA THUNDER  
BASKETBALL CLUB INC**

**ABN 80 890 256 324**

**FINANCIAL REPORT  
FOR THE YEAR ENDED 30 SEPTEMBER 2016**

**NORTH WEST TASMANIA THUNDER BASKETBALL CLUB INC**  
**ABN 80 890 256 324**

**CONTENTS**

	<b>Page No.</b>
Notes to the Financial Statements	7
Statement by Members of the Committee	8
Detailed Income and Expense Statement	3
Balance Sheet	5

**NORTH WEST TASMANIA THUNDER BASKETBALL CLUB INC**  
**ABN 80 890 256 324**

**TRADING STATEMENT**  
**FOR THE YEAR ENDED 30 SEPTEMBER 2016**

	Note	2016 \$	2015 \$
<b>SALES</b>			
Bar sales		14,882	16,784
<b>LESS COST OF GOODS SOLD</b>			
Opening stock		300	671
Bar purchases		10,144	9,434
		<u>10,444</u>	<u>10,105</u>
Closing stock		100	300
		<u>10,344</u>	<u>9,805</u>
<b>GROSS PROFIT</b>		<u><u>4,538</u></u>	<u><u>6,979</u></u>

The accompanying notes form part of these financial statements.

These statements should be read in conjunction with the attached compilation report.

**NORTH WEST TASMANIA THUNDER BASKETBALL CLUB INC**  
**ABN 80 890 256 324**

**INCOME AND EXPENSE STATEMENT**  
**FOR THE YEAR ENDED 30 SEPTEMBER 2016**

	Note	2016 \$	2015 \$
<b>INCOME</b>			
NWBU player contributions		35,045	32,141
Reimbursements (expenses reimbursed)		798	1,706
Interest income	4	583	369
Sundry income		398	1,299
Tournament registrations & door sales		6,747	8,371
Raffles		7,213	8,640
Sponsorship		98,221	100,214
Season Tickets		2,132	-
Clinics		2,205	211
Donations		15,720	7,388
Door receipts		58,278	53,618
Fundraising		1,535	960
Memberships		5,771	4,184
Merchandise		3,773	3,925
Dividends Received		438	110
Gross profit from trading		4,538	6,979
		<hr/> 243,395	<hr/> 230,115
<b>LESS EXPENDITURE</b>			
Advertising		920	1,347
Agent's fees		3,407	3,134
Bad debts expense		-	91
Bank charges		878	429
Catering expenses		8,225	9,758
Computer expenses		609	-
Court hire expenses		10,155	10,772
Coaches fee		6,200	5,732
Depreciation - plant and equipment		126	184
Depreciation - motor vehicles		705	937
Donations		1,318	1,311
Filing fees		68	50
Fundraising expenses		415	526
Game expenses		1,248	311
Hire of equipment		-	236

The accompanying notes form part of these financial statements.

These statements should be read in conjunction with the attached compilation report.



**NORTH WEST TASMANIA THUNDER BASKETBALL CLUB INC**  
**ABN 80 890 256 324**

**INCOME AND EXPENSE STATEMENT**  
**FOR THE YEAR ENDED 30 SEPTEMBER 2016**

	Note	2016 \$	2015 \$
Insurance		2,694	588
Medical expenses		4,255	2,923
Merchandise		10,206	3,630
Motor vehicle expenses		4,897	3,478
Permits, licences and fees		3,410	5,312
Plant and Equipment		-	622
Players expenses		19,972	22,349
Postage		330	323
Printing and stationery		145	1,385
Professional fees - auditor		1,490	(397)
Repairs and maintenance		51	517
Road trip expenses		21,916	4,370
Signage		2,119	3,382
Sponsor costs		-	455
Subscriptions		40,100	39,541
Sundry expenses		312	2,070
Superannuation contributions - employees		5,972	5,848
Travelling expenses		9,351	25,793
Trophies		384	583
Uniforms		2,860	3,693
Wages		62,858	73,995
		<hr/> 227,596	<hr/> 235,278
<b>NET OPERATING SURPLUS (LOSS)</b>		15,799	(5,163)
Retained profits at the beginning of the financial year		<hr/> 37,955	<hr/> 43,272
<b>TOTAL AVAILABLE FOR APPROPRIATION</b>		<hr/> 53,753	<hr/> 38,109
<b>RETAINED SURPLUS AT THE END OF THE FINANCIAL YEAR</b>		<hr/> <hr/> 53,753	<hr/> <hr/> 38,109

The accompanying notes form part of these financial statements.

These statements should be read in conjunction with the attached compilation report.

**NORTH WEST TASMANIA THUNDER BASKETBALL CLUB INC**  
**ABN 80 890 256 324**

**BALANCE SHEET**  
**AS AT 30 SEPTEMBER 2016**

	Note	2016 \$	2015 \$
<b>CURRENT ASSETS</b>			
*Westpac cheque account #280		-	25,950
*Financial guarantee refundable		7,500	7,500
*Westpac 'On the Road' account #981		-	800
*Westpac business cash reserve #532		-	15,153
*Bendigo Bank #824		605	1,602
*Bendigo Bank #905		2,000	1,319
Bendigo Bank #705		50,000	-
Trade receivables		4,000	1,030
Bar stock on hand		100	300
Merchandise stock on hand		500	1,169
Rental bond - Ellis Street		150	150
		64,855	54,973
<b>NON-CURRENT INVESTMENTS</b>			
MyState Financial Shares (387, held at market value)		1,587	1,741
		1,587	1,741
<b>FIXED ASSETS</b>			
Plant and equipment	5	2,424	3,255
		2,424	3,255
<b>TOTAL ASSETS</b>		68,866	59,969
<b>CURRENT LIABILITIES</b>			
Trade creditors		1,500	11,248
Contingent Liability - DHHS		7,500	7,500
Superannuation payable		1,071	-
ATO liabilities	6	5,042	3,112
		15,113	21,860
<b>TOTAL LIABILITIES</b>		15,113	21,860
<b>NET ASSETS</b>		53,753	38,109

The accompanying notes form part of these financial statements.

These statements should be read in conjunction with the attached compilation report.

**NORTH WEST TASMANIA THUNDER BASKETBALL CLUB INC**  
**ABN 80 890 256 324**

**BALANCE SHEET**  
**AS AT 30 SEPTEMBER 2016**

	Note	2016 \$	2015 \$
<b>EQUITY</b>			
Retained Surplus		<u>53,753</u>	<u>38,109</u>
<b>TOTAL EQUITY</b>		<u><b>53,753</b></u>	<u><b>38,109</b></u>

The accompanying notes form part of these financial statements.

These statements should be read in conjunction with the attached compilation report.

**NORTH WEST TASMANIA THUNDER BASKETBALL CLUB INC**  
**ABN 80 890 256 324**

**NOTES TO THE FINANCIAL STATEMENTS**  
**FOR THE YEAR ENDED 30 SEPTEMBER 2016**

	2016 \$	2015 \$
<b>4 Interest income:</b>		
Westpac bank	98	358
Bendigo Bank	485	11
	<u>583</u>	<u>369</u>
<b>5 Plant and equipment:</b>		
Plant and equipment	891	891
Less accumulated depreciation	573	447
	<u>318</u>	<u>444</u>
Motor vehicles	4,136	4,136
Less accumulated depreciation	2,030	1,325
	<u>2,106</u>	<u>2,811</u>
<b>Total plant and equipment:</b>	<u>2,424</u>	<u>3,255</u>
<b>6 Good and services tax:</b>		
GST payable	364	94
Input tax credit	(136)	(713)
PAYG withholding tax payable	(1,071)	-
September BAS outstanding	4,413	3,731
GST adjustments	1,472	-
	<u>5,042</u>	<u>3,112</u>

These notes should be read in conjunction with the attached compilation report.

**NORTH WEST TASMANIA THUNDER BASKETBALL CLUB INC**  
**ABN 80 890 256 324**

**STATEMENT BY MEMBERS OF THE COMMITTEE**

The committee has determined that the association is not a reporting entity and that this special purpose financial report should be prepared in accordance with the accounting policies outlined in Note 1 to the financial statements.

In the opinion of the committee the financial statements as set out on pages 2 to 7:

1. Presents a true and fair view of the financial position of North West Tasmania Thunder Basketball Club Inc as at 30 September 2016 and its performance for the year ended on that date.
2. At the date of this statement there are reasonable grounds to believe that North West Tasmania Thunder Basketball Club Inc will be able to pay its debts as and when they fall due.

This statement is made in accordance with a resolution of the Committee and is signed for and on behalf of the Committee by:

President

A handwritten signature in black ink, consisting of several fluid, overlapping strokes, positioned above a horizontal line.

2 December 2016

# TALLTIMBERS THUNDER



Tall Timbers

SMITHTON, TASMANIA





**CAMERONS**

---




**NORTH WEST TAS THUNDER  
BASKETBALL CLUB INC**

**AUDITED FINANCIAL  
STATEMENTS**

**FOR THE PERIOD ENDED 30 SEPTEMBER 2016**  
(CLIENT COPY – PLEASE RETAIN FOR YOUR RECORDS)



## TABLE OF CONTENTS

-  Auditors Report
-  Committee Members
-  North West TasmaniaThunder  
Basket Ball Club Inc.

## AUDITOR'S REPORT

## **INDEPENDENT AUDIT REPORT**

### **TO THE MEMBERS OF**

### **NORTH WEST TASMANIA THUNDER BASKETBALL CLUB INC**

#### **SCOPE**

We have audited the financial report of North West Tasmania Thunder Basketball Club Inc being a special purpose financial report for the year ended 30 September 2016 as set out in the following pages. The Committee is responsible for the financial report and has determined that the Association is a non reporting entity and that the accounting policies used are appropriate to meet the requirements of the Associations Incorporation Act 1964 and the needs of members.

The financial report has been prepared for the purpose of fulfilling the requirements of the Associations Incorporation Act 1964. We disclaim any assumption of responsibility for any reliance on this audit report, or the financial report to which it relates, to any person other than the members, or for any purpose other than that for which it was prepared.

Our Audit has been conducted in accordance with Australian Auditing Standards to provide reasonable assurance as to whether the financial report is free of material misstatement. Our procedures included examination, on a test basis, of evidence supporting the amount and other disclosures in the financial report. These procedures have been undertaken to form an opinion whether, in all material respects, the financial report is presented fairly so as to present a view which is consistent with our understanding of the financial position of the Association and the results of its operations.

The audit opinion expressed in this report has been formed on the above basis.

#### **AUDIT OPINION**

In our opinion:

- a) the financial report presents a true and fair view of the financial position of the North West Tasmania Thunder Basketball Club Inc as at 30 September 2016, and the results of its operations for the year then ended;
- b) the rules relating to the administration of the Association have been observed;
- c) the Association has maintained proper accounting records.

We note the following points:

- d) We have amended the Business Activity Statements for the financial year to account for the following:
1. an underpayment of GST for the amount of \$1,473
  2. an overpayment of payg withholding tax for the amount of \$1,071
  3. correction to the gross wages reported for the amount of \$13,799
  4. correction to the total sales reported for the amount of \$8,001

This has resulted in a net amount of \$402 payable to the Australia Taxation Office.

- e) The payment summaries issued to employees do not show the correct gross wages and require amendment.
- f) Superannuation paid to employees Garrett Jackson and Gary Johnson is incorrect and requires additional super to be paid.
- g) Please note that superannuation is required by the ATO to be paid on a quarterly basis.
- h) Suggest that the committee considers using Xero for accounting purposes for ease of GST and wages calculations.

Signed: \_\_\_\_\_

Clayton Williams CPA  
**CAMERONS ACCOUNTANTS**  
3A The Quadrant  
ULVERSTONE TAS 7315

Date: 5/12/16

## COMMITTEE MEMBERS

**NORTH WEST TASMANIA THUNDER BASKETBALL CLUB INC.**  
**COMMITTEE LIST**  
**FOR YEAR ENDED 30<sup>TH</sup> SEPTEMBER 2016**

**CHAIRMAN:** Tony Barker 1179 South. Riana Rd, South. Riana, TAS, 7315

**VICE CHAIRMAN:** John Lowrie 40 Richard Place, Ulverstone, TAS, 7315

**FINANCIAL OFFICER:** Paul Harding 2 Wattle Hill Drive Wynyard 7325

**ADMINISTRATOR:** Debra Lynch 57 Josephine Street, Ulverstone, TAS 7315

**NWBU DELEGATE:** Greg Miller 16 Fairway Drive, Penguin, TAS, 7315

**COMMITTEE:**

Mandy Archer 23 Queens Street, Ulverstone, TAS, 7315

John Beard 99 Queens Street, Ulverstone, TAS, 7315

Kellie Jones 14 Amber Court, Ulvertstone, TAS, 7315

Raelene Salter 21 Fidler Street, Cooe TAS, 7320

Andrea Harding 16 Risby Street, Ulverstone, TAS, 7315

Trudy Pearce 4 Jersey Court, Ulverstone, Tas 7315

Michelle Summers 2 Wattle Hill Drive Wynyard 7325

Kate Eustace 2 Grassmere Road, North Motton

Helen Little 92 Kindred Road, Ulverstone



CLAYTON WILLIAMS (Partner)

**CAMERONS ACCOUNTANTS**

A.C.N. 056 484 096

A.B.N. 34 056 484 096

5/12/16  
Date

Certified Practising Accountants  
3A The Quadrant  
ULVERSTONE TAS 7315

**NORTH WEST TASMANIA  
THUNDER BASKETBALL CLUB  
INC**

**FINANCIAL REPORTS**  
**FOR THE PERIOD ENDED 30 SEPTEMBER 2016**



**NORTH WEST TASMANIA THUNDER  
BASKETBALL CLUB INC**

**ABN 80 890 256 324**

**FINANCIAL REPORT  
FOR THE YEAR ENDED 30 SEPTEMBER 2016**

**NORTH WEST TASMANIA THUNDER BASKETBALL CLUB INC**  
**ABN 80 890 256 324**

**CONTENTS**

	<b>Page No.</b>
Notes to the Financial Statements	7
Statement by Members of the Committee	8
Detailed Income and Expense Statement	3
Balance Sheet	5

**NORTH WEST TASMANIA THUNDER BASKETBALL CLUB INC**  
**ABN 80 890 256 324**

**TRADING STATEMENT**  
**FOR THE YEAR ENDED 30 SEPTEMBER 2016**

	Note	2016 \$	2015 \$
<b>SALES</b>			
Bar sales		14,882	16,784
<b>LESS COST OF GOODS SOLD</b>			
Opening stock		300	671
Bar purchases		10,144	9,434
		<u>10,444</u>	<u>10,105</u>
Closing stock		100	300
		<u>10,344</u>	<u>9,805</u>
<b>GROSS PROFIT</b>		<u><u>4,538</u></u>	<u><u>6,979</u></u>

The accompanying notes form part of these financial statements.

These statements should be read in conjunction with the attached compilation report.

**NORTH WEST TASMANIA THUNDER BASKETBALL CLUB INC**  
**ABN 80 890 256 324**

**INCOME AND EXPENSE STATEMENT**  
**FOR THE YEAR ENDED 30 SEPTEMBER 2016**

	Note	2016 \$	2015 \$
<b>INCOME</b>			
NWBU player contributions		35,045	32,141
Reimbursements (expenses reimbursed)		798	1,706
Interest income	4	583	369
Sundry income		398	1,299
Tournament registrations & door sales		6,747	8,371
Raffles		7,213	8,640
Sponsorship		98,221	100,214
Season Tickets		2,132	-
Clinics		2,205	211
Donations		15,720	7,388
Door receipts		58,278	53,618
Fundraising		1,535	960
Memberships		5,771	4,184
Merchandise		3,773	3,925
Dividends Received		438	110
Gross profit from trading		4,538	6,979
		<hr/> 243,395	<hr/> 230,115
<b>LESS EXPENDITURE</b>			
Advertising		920	1,347
Agent's fees		3,407	3,134
Bad debts expense		-	91
Bank charges		878	429
Catering expenses		8,225	9,758
Computer expenses		609	-
Court hire expenses		10,155	10,772
Coaches fee		6,200	5,732
Depreciation - plant and equipment		126	184
Depreciation - motor vehicles		705	937
Donations		1,318	1,311
Filing fees		68	50
Fundraising expenses		415	526
Game expenses		1,248	311
Hire of equipment		-	236

The accompanying notes form part of these financial statements.

These statements should be read in conjunction with the attached compilation report.

**NORTH WEST TASMANIA THUNDER BASKETBALL CLUB INC**  
**ABN 80 890 256 324**

**INCOME AND EXPENSE STATEMENT**  
**FOR THE YEAR ENDED 30 SEPTEMBER 2016**

	Note	2016 \$	2015 \$
Insurance		2,694	588
Medical expenses		4,255	2,923
Merchandise		10,206	3,630
Motor vehicle expenses		4,897	3,478
Permits, licences and fees		3,410	5,312
Plant and Equipment		-	622
Players expenses		19,972	22,349
Postage		330	323
Printing and stationery		145	1,385
Professional fees - auditor		1,490	(397)
Repairs and maintenance		51	517
Road trip expenses		21,916	4,370
Signage		2,119	3,382
Sponsor costs		-	455
Subscriptions		40,100	39,541
Sundry expenses		312	2,070
Superannuation contributions - employees		5,972	5,848
Travelling expenses		9,351	25,793
Trophies		384	583
Uniforms		2,860	3,693
Wages		62,858	73,995
		<hr/> 227,596	<hr/> 235,278
<b>NET OPERATING SURPLUS (LOSS)</b>		15,799	(5,163)
Retained profits at the beginning of the financial year		<hr/> 37,955	<hr/> 43,272
<b>TOTAL AVAILABLE FOR APPROPRIATION</b>		<hr/> 53,753	<hr/> 38,109
<b>RETAINED SURPLUS AT THE END OF THE FINANCIAL YEAR</b>		<hr/> <hr/> 53,753	<hr/> <hr/> 38,109

The accompanying notes form part of these financial statements.

These statements should be read in conjunction with the attached compilation report.

**NORTH WEST TASMANIA THUNDER BASKETBALL CLUB INC**  
**ABN 80 890 256 324**

**BALANCE SHEET**  
**AS AT 30 SEPTEMBER 2016**

	Note	2016 \$	2015 \$
<b>CURRENT ASSETS</b>			
*Westpac cheque account #280		-	25,950
*Financial guarantee refundable		7,500	7,500
*Westpac 'On the Road' account #981		-	800
*Westpac business cash reserve #532		-	15,153
*Bendigo Bank #824		605	1,602
*Bendigo Bank #905		2,000	1,319
Bendigo Bank #705		50,000	-
Trade receivables		4,000	1,030
Bar stock on hand		100	300
Merchandise stock on hand		500	1,169
Rental bond - Ellis Street		150	150
		64,855	54,973
<b>NON-CURRENT INVESTMENTS</b>			
MyState Financial Shares (387, held at market value)		1,587	1,741
		1,587	1,741
<b>FIXED ASSETS</b>			
Plant and equipment	5	2,424	3,255
		2,424	3,255
<b>TOTAL ASSETS</b>		68,866	59,969
<b>CURRENT LIABILITIES</b>			
Trade creditors		1,500	11,248
Contingent Liability - DHHS		7,500	7,500
Superannuation payable		1,071	-
ATO liabilities	6	5,042	3,112
		15,113	21,860
<b>TOTAL LIABILITIES</b>		15,113	21,860
<b>NET ASSETS</b>		53,753	38,109

The accompanying notes form part of these financial statements.

These statements should be read in conjunction with the attached compilation report.

**NORTH WEST TASMANIA THUNDER BASKETBALL CLUB INC**  
**ABN 80 890 256 324**

**BALANCE SHEET**  
**AS AT 30 SEPTEMBER 2016**

	Note	2016 \$	2015 \$
<b>EQUITY</b>			
Retained Surplus		53,753	38,109
<b>TOTAL EQUITY</b>		<u>53,753</u>	<u>38,109</u>

The accompanying notes form part of these financial statements.

These statements should be read in conjunction with the attached compilation report.



**NORTH WEST TASMANIA THUNDER BASKETBALL CLUB INC**  
**ABN 80 890 256 324**

**NOTES TO THE FINANCIAL STATEMENTS**  
**FOR THE YEAR ENDED 30 SEPTEMBER 2016**

	2016 \$	2015 \$
<b>4 Interest income:</b>		
Westpac bank	98	358
Bendigo Bank	485	11
	<u>583</u>	<u>369</u>
<b>5 Plant and equipment:</b>		
Plant and equipment	891	891
Less accumulated depreciation	573	447
	<u>318</u>	<u>444</u>
Motor vehicles	4,136	4,136
Less accumulated depreciation	2,030	1,325
	<u>2,106</u>	<u>2,811</u>
<b>Total plant and equipment:</b>	<u>2,424</u>	<u>3,255</u>
<b>6 Good and services tax:</b>		
GST payable	364	94
Input tax credit	(136)	(713)
PAYG withholding tax payable	(1,071)	-
September BAS outstanding	4,413	3,731
GST adjustments	1,472	-
	<u>5,042</u>	<u>3,112</u>

These notes should be read in conjunction with the attached compilation report.

**NORTH WEST TASMANIA THUNDER BASKETBALL CLUB INC**  
**ABN 80 890 256 324**

**STATEMENT BY MEMBERS OF THE COMMITTEE**

The committee has determined that the association is not a reporting entity and that this special purpose financial report should be prepared in accordance with the accounting policies outlined in Note 1 to the financial statements.

In the opinion of the committee the financial statements as set out on pages 2 to 7:

1. Presents a true and fair view of the financial position of North West Tasmania Thunder Basketball Club Inc as at 30 September 2016 and its performance for the year ended on that date.
2. At the date of this statement there are reasonable grounds to believe that North West Tasmania Thunder Basketball Club Inc will be able to pay its debts as and when they fall due.

This statement is made in accordance with a resolution of the Committee and is signed for and on behalf of the Committee by:

President

A handwritten signature in black ink, consisting of several fluid, overlapping strokes, positioned above a horizontal line.

2 December 2016

# TALLTIMBERS THUNDER



Tall Timbers

SMITHTON, TASMANIA

