

# ANNUAL REPORT 2018

North West Tasmania



Club Inc.



## McDonald's White Out Night

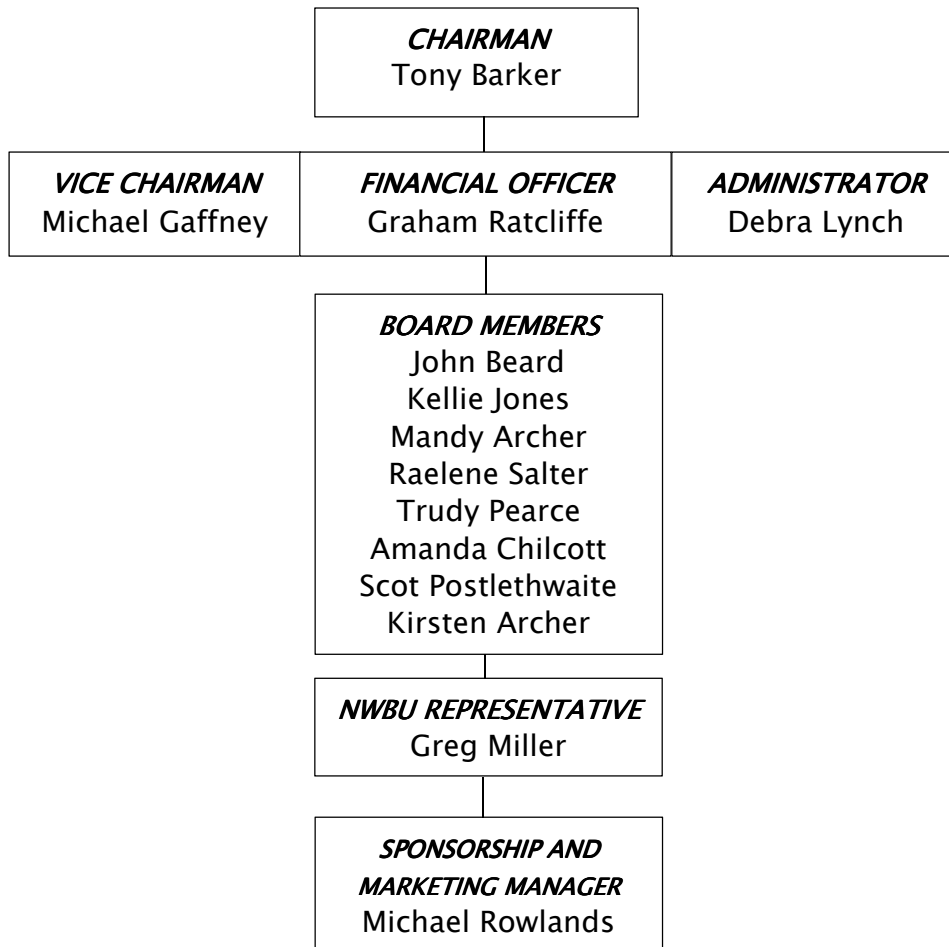
**THE BOARD**

**TALLTIMBERS**  
**THUNDER**





## BOARD OF MANAGEMENT 2018



---

### ***THANK YOU TO ALL OUR VOLUNTEERS***

*Our program has benefited from a large number of volunteers who assisted throughout the year.  
The Board would like to thank them all for assisting us with:*

*Door Staff  
Merchandise  
Raffle sales  
Bar Staff  
Video  
Sound Desk  
Score Bench  
Game MC  
Match Manager*

*Team Manager & Training  
Function Room  
Floor wipers  
Thunder Classic  
Oliver's Bakery Challenge  
National Anthem Singers  
Junior Clinics  
Game Entertainment  
Stadium Setup*





## Chairman's End of Season Report

It gives me great pleasure to present this Chairman's report for season 2018.

I would like to recognise and thank all our sponsors, with a special mention to Tall Timbers and Tasmanian Seafoods for sharing their brand once again with this club as we all strive to maintain that competitive edge in business and on the basketball court.

It is also important to recognise the support we receive from other Basketball organisations such as North West Basketball Union, Basketball Tasmania and Basketball Australia. Tall Timbers Thunder must be able to operate in a Basketball Environment which allows this club to flourish in order to contribute to the wider basketball community. A great example of this is the School Basketball Clinics program funded by our State Government supporting our elite players to engage with children right across the North West region.

The coaching group in this, their second year together, were like a well-oiled machine continuing to set a professional standard for their team while being great ambassadors for this club. I congratulate and thank Sam, Nick, Ryan and all the players for the huge effort they put in week in week out, culminating in playing finals basketball for another season.

The Thunder Board were bolstered with three new members this year with Kirsten Archer, Amanda Chilcott and Graham Ratcliffe, who also stepped into the financial officer's position, joining the team.

Another new face heavily involved around the club this year has been Michael Rowlands. We decided to enter into a commercial arrangement for managing club sponsorship and Michael has done a fantastic job leading that role along with a renewed emphasis on marketing, so we entered the live video space with pre and post-game interviews in addition to live streaming a number of games.

With a focus on community engagement and building extra value for our sponsors we held the first "White Out" game as a promotion and fundraiser for Ronald McDonald House. This proved to be a very successful fundraiser in addition to our usual Todd Nothrop Memorial Game raising money for the Cancer Council here in Tasmania.

We also trialled playing across two venues this season, partly for necessity and partly to build our supporter base with a larger community footprint. This created some logistical challenges and a whole lot more work for our volunteers although I think we

need to continue to be flexible in our thinking and explore all options and opportunities as they come along.

Once again, I wish to sincerely thank all of the Thunder Board members and our many volunteers and supporters, for their commitment, involvement and energy which has contributed to this club having another successful year.

The Basketball landscape changed dramatically on the 18th August when the CEO of Basketball Australia announced that they no longer had an interest in running SEABL, but more significantly that they also would not sanction the league under independent management again.

So what does that mean for the future of a club, who exist to put one team on the floor and compete in the premier winter league in Australia?

At the time of writing this report, Thunder have been accepted into the new elite league in Victoria but there are still many unknowns for us around the viability of this option. We do know however that it will require a closer working relationship with the Launceston Tornados and for the basketball communities from the North West and North.

I hope we have the chance to again report on a basketball season in twelve months' time and I encourage everyone to work together while we explore the opportunities to ensure this club is still viable and thriving into the future.

Tony Barker  
CHAIRMAN

**NW TALL TIMBERS THUNDER  
TEAM**

**TALLTIMBERS  
THUNDER**



## THE TEAM FOR 2018

Head Coach



Assistant Coach



Physiotas  
Team Physiotherapist



NO.	NAME	POSITION	HEIGHT	CLUB AWARDS
1	Kobe Jackson	Guard	175cm	
2	Ben Woolley	Guard	187cm	
4	Jeremiah Ingram	Forward	201cm	
6	Mason Bragg	Guard/Forward	184cm	Club MVP
8	Lachie Barker	Guard/Forward	179cm	Coach's Award
9	Joe Chilcott	Guard/Forward	193cm	
10	Tre Armstrong	Guard/Forward	195cm	Rising Star Award
11	Ben Richmond	Guard/Forward	196cm	Physiotas Demanding Excellence Award
12	Matt Beuermann	Forward	193cm	
14	Brady Armstrong	Guard/Forward	192cm	
21	Paul Campbell	Centre	201cm	
22	Darcy Malone	Centre	213cm	





## Head Coach Sam Armstrong

Firstly, thank you to the club for once again entrusting in me as Head Coach for season 2018. It has been an enjoyable experience and I am grateful to have been able to continue to build strong relationships with our “off court” team as we all chase the same goal of continued success for our club. The club is run by passionate basketball people who have a real desire to want to see our club improve. I would like to take the time to also thank all sponsors associated with the club in 2018. A significant growth in this area from businesses in our area has been fantastic. Your support is greatly appreciated by the coaches and players and allows a North West Coast sporting team to represent our

region in a semi-professional competition. The team looks forward to your ongoing support.

The focus from the coaching group for 2018 was growth. It was important to me as coach that our team would have a willingness to want to build on 2017 and once again challenge the top teams in our league. With this focus came some changes in playing personnel. Another injection of youth, returning experience and some first time SEABL players. We needed to find another level of enthusiasm within our group as we continued to try and build a positive basketball culture at our club. We welcomed back former Thunder players Mason Bragg and Lachie Barker, both quality players and individuals who would both prove to be huge assets over the course of our season. Jeremiah also returned to add some real stability to our young group and was given the role of Captain, a role that he treated with respect and professionalism. With a small turnover of players in the offseason we needed to top up in our big man department which saw the inclusion of Paul Campbell and Darcy Malone. One import for 2018 provided extra responsibility to different players as we continued focus on the growth of our team.

Over the course of the season the coaching staff looked to implement a brand of basketball we thought would stack up against the best teams in league and that would suit our playing personnel. On reflection I think we were able to find a balance between remaining competitive week in week out and providing an enjoyable environment for our players. Huge wins over perennial powerhouse teams Geelong, Mt Gambier and Dandenong proved highlights of our season but as a coach I think our biggest highlight was the camaraderie within the group. Each player had a general belief in each other's

abilities and a want for their teammate to do well. With the chemistry amongst our group and playing style we were able to put ourselves yet again in a strong position come seasons end. Unfortunately, we were unable to produce our best basketball in the final series but our focus on overall growth in our program to me was fulfilled.

Whilst I found my role as coach very difficult at times, I once again praise the help of a great support network and with regular discussion with senior players in our program, I felt our team was able to overcome adversity at different stages in the season. I praise the relationships the players and coaches had within the team and the respect they showed for one another, and our club. This team challenged me in every aspect of my coaching and I have learnt a lot about myself and areas that I can improve moving forward.

Game nights were another standout from the season with some games moved to Devonport and increased marketing and exposure through social media avenues. These improvements provided a fantastic experience for our spectators whilst also adding to the professionalism of our club. The team definitely felt the effects of these improvements. Thank you to everyone who took on extra roles and responsibilities in these areas and especially Michael Rowlands for his ambitious expertise. His approach to game nights was infectious and made for great experience for our spectators.

Lastly, I would like to thank my support staff Nick and Ryan for their valued support. I value their friendship but also their own level of expertise and what they provide to our team. Both are quality individuals who I hope remain part of our program in 2019.

I am pleased to be able to continue my role in 2019 as we embark on a new journey and I look forward to working with everyone associated with our club.

Sam Armstrong  
HEAD COACH



## Men's 2018 Final Ladder

POS	TEAM	P	W	L	PCWon	PC
1	NUNAWADING	20	15	5	75.00	110.66
2	KILSYTH	20	15	5	75.00	111.78
3	HOBART	20	15	5	75.00	110.50
4	BALLARAT	20	13	7	65.00	105.91
5	GEELONG	20	13	7	65.00	106.49
6	BA COE	20	11	9	55.00	101.64
7	BENDIGO	20	11	9	55.00	100.56
8	NW TASMANIA	20	10	10	50.00	98.30
9	DANDENONG	20	10	10	50.00	99.64
10	MT GAMBIER	20	9	11	45.00	104.38
11	ALBURY WODONGA	20	9	11	45.00	93.67
12	MELBOURNE	20	9	11	45.00	95.51
13	SANDRINGHAM	20	8	12	40.00	98.83
14	DIAMOND VALLEY	20	7	13	35.00	93.85
15	FRANKSTON	20	4	16	20.00	92.64
16	CANBERRA	20	0	20	0.00	79.97



## GAME RESULTS 2018

Rd	Date	Venue/Court	Thunder Pts	Opposition	Opp	
1	2/4/2018	Ulverstone Sport & Leisure Centre	72	Kilsyth	70	W
2	14/4/2018	Devonport Recreation Centre	68	Hobart	92	L
3	21/4/2018	Lauren Jackson Sports Centre	71	Albury/Wodonga	89	L
3	22/4/2018	Ballarat (MARS Miner Dome)	75	Ballarat	79	L
4	27/4/2018	Ulverstone Sport & Leisure Centre	93	Sandringham	78	W
5	5/5/2018	Devonport Recreation Centre	96	Geelong	78	W
6	11/5/2018	Ulverstone sport & Leisure Centre	87	Frankston	76	W
6	12/5/2018	Dandenong Stadium	81	Dandenong	89	L
7	19/5/2018	Devonport Recreation Centre	87	Mt Gambier	77	W
8	26/5/2018	Ulverstone Sport & Leisure Centre	78	Ballarat	92	L
9	1/6/2018	AIS Training Hall Canberra	20	BACOE	0	W
9	2/6/2018	Belconnen Basketball Stadium	67	Canberra	66	W
10	16/6/2018	Ulverstone Sport & Leisure Centre	94	Melbourne	92	W
11	23/6/2018	Sandringham Basketball Stadium	92	Sandringham	97	L
11	24/6/2018	Nunawading Stadium	73	Nunawading	86	L
12	30/6/2018	Ulverstone Sport & Leisure Centre	84	Dandenong	73	W
13	7/7/2018	Bendigo Stadium	73	Bendigo	79	L
13	8/7/2018	Oakleigh Sports Stadium	97	Melbourne	77	W
14	14/7/2018	Devonport Recreation Centre	91	Diamond Valley	95	L
15	20/7/2018	Derwent Entertainment Centre	63	Hobart	104	L
F1	29/7/2018	Geelong	74	The Geelong Arena	96	L



## 2018 SEASON STATS

FLOOR GAME SUMMARY							
PLAYER NAME	M	PTS	AS	AV ASS	ST	BL	TO
#1 Kobe Jackson	12	12	5	0.4	2	0	6
#2 Ben Woolley	6	6	2	0.3	0	0	0
#4 Jeremiah Ingram	20	310	37	1.9	37	13	61
#6 Mason Bragg	19	310	107	5.6	34	2	48
#8 Lachie Barker	20	260	36	1.8	14	2	24
#9 Joe Chilcott	18	107	16	0.9	14	3	11
#10 Tre Armstrong	18	217	26	1.4	13	2	26
#11 Ben Richmond	16	151	12	0.8	5	1	13
#12 Matt Beuremann	0	–	–	0.0	–	–	–
#14 Brady Armstrong	20	59	12	0.6	6	2	15
#21 Paul Campbell	19	81	18	0.9	13	30	30
#22 Darcy Malone	20	103	26	0.8	8	4	24

SCORING SUMMARY												
PLAYER NAME	M	TFG M	TFG A	TFG %	3PM	3PA	3P %	FTM	FTA	FT%	PTS	AV PTS
#1 Kobe Jackson	12	5	11	45.5	–	3	0.0	2	5	40.0	12	1.0
#2 Ben Woolley	6	2	5	40.0	2	5	40.0	–	–	0.0	6	1.0
#4 Jeremiah Ingram	20	118	285	41.4	18	49	36.7	56	78	71.8	310	15.5
#6 Mason Bragg	19	117	256	45.7	20	62	32.3	56	70	80.0	310	16.3
#8 Lachie Barker	20	97	234	41.5	48	126	38.1	18	18	100.0	260	13.0
#9 Joe Chilcott	18	45	116	38.8	12	39	30.8	5	5	100.0	107	5.9
#10 Tre Armstrong	18	72	188	38.3	58	135	43.0	15	20	75.0	217	12.1
#11 Ben Richmond	16	57	148	38.5	25	80	31.3	12	18	66.7	151	9.4
#12 Matt Beuremann	0	–	–	0.0	–	–	0.0	–	–	0.0	–	0.0
#14 Brady Armstrong	20	22	64	34.4	5	27	18.5	10	14	71.4	59	3.0
#21 Paul Campbell	19	35	77	45.5	–	–	0.0	11	29	37.9	81	4.3
#22 Darcy Malone	20	44	110	40.0	7	25	28.0	8	14	57.1	103	5.2





REBOUNTING SUMMARY					
PLAYER NAME	M	TR	AV REB	OR	DR
#1 Kobe Jackson	12	4	.3	2	2
#2 Ben Woolley	6	1	0.2	–	1
#4 Jeremiah Ingram	20	139	7.0	41	98
#6 Mason Bragg	19	96	5.1	21	75
#8 Lachie Barker	20	47	2.4	12	35
#9 Joe Chilcott	18	35	1.9	7	28
#10 Tre Armstrong	18	48	2.7	8	40
#11 Ben Richmond	16	81	5.1	25	56
#12 Matt Beuremann		–	0.0	–	–
#14 Brady Armstrong	20	34	1.7	15	19
#21 Paul Campbell	19	131	6.9	63	68
#22 Darcy Malone	2	94	4.7	25	69

FOULS SUMMARY		
PLAYER NAME	M	PFS
#1 Kobe Jackson	12	15
#2 Ben Woolley	6	4
#4 Jeremiah Ingram	20	61
#6 Mason Bragg	19	47
#8 Lachie Barker	20	30
#9 Joe Chilcott	18	15
#10 Tre Armstrong	18	36
#11 Ben Richmond	16	30
#12 Matt Beuremann	0	–
#14 Brady Armstrong	20	20
#21 Paul Campbell	19	64
#22 Darcy Malone	20	57



## **SEABL STANDING - NORTH WEST TASMANIA**

*2011 Record: 6 wins, 20 losses, 7th South Conference*

*2012 Record: 8 wins, 20 losses, 6th South conference*

*2013 Record: 13 wins, 15 losses, 5th South conference*

*2014 Record: 17 wins, 9 losses, 2nd South conference*

*Post-Season results - lost to Mt Gambier (SF), lost to Kilsyth (PF)*

*2015 Record: 13 wins, 11 losses, 3rd South conference*

*Post-Season Results - lost to Bendigo (PF)*

*2016 Record: Wins - 10, Losses - 14, Standing - 6th South Conference*

*2017 Record: Wins - 13, Losses - 11, Standing - 7th South Conference*

*Post-Season Results - lost to Dandenong (Semi Final)*

*2018 Record: Wins - 10, Losses - 10, Standing - 8th South Conference*

*Post-Season Results - lost to Geelong (Semi Final)*

**SPONSORSHIP**



**TALLTIMBERS**  
**THUNDER**

## SPONSORS THANK YOU

It is fair to say that no sporting organisation can survive and prosper without the support of a generous sponsorship network and Thunder is stoked to have so many local companies playing a vital role in this area. We would like to extend a sincere thank you to the “tried and true” who have been with us for many years and a special welcome and our appreciation to those who came on board in this past season. Our organisation relies tremendously on this ongoing support and we hope you continue to enjoy your affiliation with Thunder as we move into a new era for the team and enjoy the continued success that we are confident will continue to come our way.

# 2018 SPONSORS

Adam Brooks MP  
Ashgrove Cheese  
Bendigo Bank  
Burnie Mazda  
Camerons  
Capitalcorp  
Caterpillar  
Central Coast Council  
Custom Resources & Recruitment  
Devonport City Council  
Domino's  
Fork Truck Specialists  
Goodstone  
Hardings HVAC  
Harris Scarfe  
Harvey Norman  
Health Care Insurance  
Home Travel Company  
Intersport  
James Boag  
Little Transport  
Lloyds Dry Cleaning  
Leven Gourmet Meats  
Maxfield Drilling  
McDonalds  
Michael Gaffney MLC  
NWBU  
Oliver's Bakery

Physiotas  
Pirtek  
Ricoh  
Roger Jaensch  
Schweppes  
SeaFM & 7AD  
Somerset Discount Tyres  
Southern Cross TV  
Take 2 Embroidery  
Tall Timbers – Smithton (Naming Rights)  
Tasmanian Seafoods  
Taspak Pty Ltd  
TasPorts  
Todd Rogers Signs  
Training Fix  
Urban Forestry Consultants  
Valhalla  
Zenith Wealth

### **MEDIA PARTNERS**

Southern Cross TV  
SeaFM & 7AD

### **TRAVEL PARTNER**

Home travel Company

### **RAFFLE SPONSOR**

Leven Gourmet Meats

## FINANCIAL REPORT





## Financial Officer's Report

The Board of Management of North West Thunder Basketball Club Inc. presents the financial reports for the year ended 30 September 2018. The Financial Report being presented is based on Audited Financial Statements (Camerons October 2018)

There are a number of points that have emerged from this season's experience.

- 1 It is extremely difficult for the club to either break even or make a profit.
- 2 The club is entirely dependent on large scale sponsorship.
- 3 The club is, at this stage, dependent on the donations from the Department of Sport and Recreation and the NWBU.
- 4 The club does not have the freedom to actively engage in excessive overseas recruitment thereby putting us at a distinct disadvantage when compared to more financial clubs.

The NW Thunder is a \$250,000 plus business; it has the normal commitments of any small business namely payroll, tax, superannuation plus the normal day to day running costs. Without a robust income stream, it becomes difficult to service these ongoing costs.

The only income available to Thunder is from sponsorship, door takings, bar sales, merchandise sales and donations. If any of the mentioned sources suffer a downturn then the financial viability of the club is compromised.

Each season the club bears the cost of providing alcohol to the sponsor boxes together with sponsor bags containing selected merchandise. This season the club was better able to track the amount of alcohol distributed to the sponsor boxes and to allocate a cost. I must at this point thank both Gregory Miller and John Beard for undertaking the task, on each home game night, of keeping track of the amount of alcohol distributed. The accurate records produced enabled me to more accurately allocate the cost to a specific sponsor cost centre.

The amount of sponsorship this season increased significantly though there is still room for improvement, we can never have too much sponsorship. This season the onerous task of facilitating an improvement in the amount of sponsorship fell to Michael Rowlands. I know all board members will join me in saluting the effort that Michael put into the task. Not only did we see an increase in sponsorship, but Michael also promoted some innovative approaches to building crowd numbers including the McDonald's "White Out Night".

Our thanks must be extended to all sponsors without whom we would not be viable.

Income is also derived from merchandise sales which this year indicated a valuable profit, thanks to Kellie Jones for her untiring efforts on game night.

The bar this year also achieved a profit, thanks to Amanda Archer and all volunteers for facilitating this.

Mention should also be made of the volunteers who run the raffle. While not a large amount the raffles add to the overall level of income each game night.

We were fortunate that at no point during the season were we in a position of not having sufficient funds to be able to pay our bills, however that is not to say we were not travelling close to the wind. Overall, being realistic, although the bottom line looks healthy the underlying point is that without the grant from the government the situation would be different.

Our performance this year was limited by the fact that we were not in a financial position to actively recruit more overseas players. I do not see this position improving unless there is a significant increase in both sponsorship and income streams.

The board is to be commended for ensuring tight fiscal control which has ensured that we complete the year in a relatively positive position.

Finally, from my point of view this season has been a steep learning curve, I would like to sincerely thank Alex Lomas from Camerons for her extensive support and mentoring during the season which definitely kept me sane, and Debra Lynch for her tireless work in maintaining the paper trail.

Graham Ratcliffe  
FINANCIAL OFFICER

# AUDITORS REPORT

North West Tall Timbers Thunder Basketball Club Inc  
ABN: 80 890 256 324  
Financial Statements  
For the year ended 30 September 2018



## **North West Tall Timbers Thunder Basketball Club Inc**

**ABN: 80 890 256 324**

### **Contents**

**For the year ended 30 September 2018**

Committee's report	1
Department income statement - Bar	2
Department income statement - Merchandise	3
Income statement	4
Balance sheet	6
Notes to the financial statements	7
Statement by members of committee	12
Independent audit report	13
Certificate by members of committee	15
Schedule of property, plant and equipment	16

## **North West Tall Timbers Thunder Basketball Club Inc**

**ABN: 80 890 256 324**

### **Committee's report**

#### **For the year ended 30 September 2018**

Your committee members submit the financial report of North West Tall Timbers Thunder Basketball Club Inc for the financial year ended 30 September 2018.

#### **Committee members**

The names of the committee members throughout the year and at the date of this report are:

Tony Barker (President)  
Mike Gaffney  
Graham Ratcliffe (Treasurer)  
Debra Lynch  
Greg Miller  
Mandy Archer  
John Beard  
Kellie Jones  
Raelene Salter  
Trudy Pearce  
Kirsten Archer  
Amanda Chilcott  
Scot Postlethwaite

#### **Significant changes**

No significant change in the nature of these activities occurred during the year.

#### **Operating result**

The profit (loss) of the Association for the financial year after providing for income tax amounted to \$50,926.

Signed in accordance with a resolution of the members of the committee:



\_\_\_\_\_  
Tony Barker (President)



\_\_\_\_\_  
Graham Ratcliffe (Treasurer)

Dated 14 November 2018



## North West Tall Timbers Thunder Basketball Club Inc

ABN: 80 890 256 324

### Department income statement

For the year ended 30 September 2018

#### Bar

	<b>2018</b>	<b>2017</b>
	<b>\$</b>	<b>\$</b>
<b>Sales</b>		
Bar sales	6,520	7,809
	<u>6,520</u>	<u>7,809</u>
<b>Cost of sales</b>		
Purchases	3,298	6,751
	<u>3,298</u>	<u>6,751</u>
<b>Gross profit from trading</b>	<u>3,222</u>	<u>1,058</u>
<b>Net profit</b>	<u>3,222</u>	<u>1,058</u>

*The accompanying notes form part of these financial statements.  
These statements should be read in conjunction with the attached compilation report of Camerons Accountants & Advisors.*

## North West Tall Timbers Thunder Basketball Club Inc

ABN: 80 890 256 324

### Department income statement

For the year ended 30 September 2018

#### Merchandise

	2018 \$	2017 \$
<b>Sales</b>		
Merchandise	3,806	2,627
	<u>3,806</u>	<u>2,627</u>
<b>Cost of sales</b>		
Opening stock - merchandise	500	-
Purchases	3,950	7,001
Closing stock - merchandise	(1,815)	-
	<u>2,635</u>	<u>7,001</u>
<b>Gross profit (loss) from trading</b>	<u>1,170</u>	<u>(4,374)</u>
<b>Net profit (loss)</b>	<u>1,170</u>	<u>(4,374)</u>

*The accompanying notes form part of these financial statements.  
These statements should be read in conjunction with the attached compilation report of Camerons Accountants & Advisors.*

## North West Tall Timbers Thunder Basketball Club Inc

ABN: 80 890 256 324

### Income statement

For the year ended 30 September 2018

	2018 \$	2017 \$
<b>Sales</b>		
Bar sales	6,520	7,809
Merchandise	3,806	2,627
	<u>10,326</u>	<u>10,436</u>
<b>Less: cost of sales</b>		
Opening Inventories	500	100
Purchases	7,249	13,752
Closing Inventories	(1,815)	-
	<u>5,934</u>	<u>13,852</u>
<b>Gross profit (loss) from trading</b>	<u>4,392</u>	<u>(3,415)</u>
<b>Other income</b>		
Reimbursements (expenses reimbursed)	1,072	1,676
Interest income	527	616
Clinics	5,632	2,977
Donations	71,391	78,178
Door receipts	35,124	36,275
Fundraising	404	964
Memberships	5,310	4,935
NWBU player contributions	16,145	14,750
Raffles	6,113	6,998
Sponsorship	88,119	58,117
Season Tickets	1,855	2,491
Sundry income	3,421	-
Profit on sale of non-current assets	192	-
Dividends Received	166	55
Tournament registrations & door sales	5,402	7,028
	<u>240,872</u>	<u>215,061</u>
	<u>245,264</u>	<u>211,646</u>
<b>Expenses</b>		
Advertising	340	1,294
Agent's fees	2,995	3,520
Bank charges	650	724
Catering expenses	4,195	6,228
Clinic expenses	3,018	-
Commissions paid	5,723	-
Computer expenses	1,392	226
Court hire expenses	10,301	13,883
Depreciation - motor vehicles	793	527
Depreciation - plant and equipment	62	87

*The accompanying notes form part of these financial statements.*

*These statements should be read in conjunction with the attached compilation report of Camerons Accountants & Advisors.*

## North West Tall Timbers Thunder Basketball Club Inc

ABN: 80 890 256 324

### Income statement

For the year ended 30 September 2018

	2018 \$	2017 \$
Donations	500	538
Filing fees	62	83
Fundraising expenses	130	500
Game expenses	6,246	815
Hire of equipment	455	-
Insurance	2,105	2,229
Medical expenses	36	3,512
Membership costs	3,012	-
Motor vehicle expenses	5,617	3,195
Permits, licences and fees	1,404	3,604
Plant and Equipment	109	-
Players expenses	8,470	24,897
Postage	136	313
Printing and stationery	706	307
Professional fees - auditor	1,753	2,025
Rent	7,290	-
Repairs and maintenance	291	-
Road trip expenses	17,246	23,799
Signage	2,192	1,135
Sponsor costs	4,803	-
Staff training and welfare	2,242	180
Subscriptions	41,201	40,673
Sundry expenses	865	-
Superannuation contributions - employees	4,848	3,688
Telephone	981	3,267
Travelling expenses	1,514	9,417
Trophies	511	760
Uniforms	3,292	1,726
Wages	42,989	65,857
White Out expenses	3,864	-
	<b>194,338</b>	<b>219,006</b>
<b>Net Surplus / (Deficit)</b>	<b>50,926</b>	<b>(7,361)</b>
Retained earnings at the beginning of the financial year	46,675	54,024
<b>Retained earnings at the end of the financial year</b>	<b>97,601</b>	<b>46,663</b>

*The accompanying notes form part of these financial statements.*

*These statements should be read in conjunction with the attached compilation report of Camerons Accountants & Advisors.*

## North West Tall Timbers Thunder Basketball Club Inc

ABN: 80 890 256 324

### Balance sheet

For the year ended 30 September 2018

	<i>Note</i>	<b>2018</b> \$	<b>2017</b> \$
<b>Current assets</b>			
Cash and Cash Equivalents	3	105,847	54,317
Trade and Other Receivables	4	(496)	1,305
Inventories	5	1,815	500
<b>Total current assets</b>		107,166	56,122
<b>Non-current assets</b>			
Property, plant and equipment	7	3,501	1,810
Investments	6	1,869	1,858
<b>Total non-current assets</b>		5,371	3,668
<b>Total assets</b>		112,536	59,790
<b>Current liabilities</b>			
Trade and Other Payables	8	14,935	13,126
<b>Total current liabilities</b>		14,935	13,126
<b>Total liabilities</b>		14,935	13,126
<b>Net assets</b>		97,601	46,663
<b>Members' funds</b>			
Retained earnings		97,601	46,663
<b>Total members' funds</b>		97,601	46,663

*The accompanying notes form part of these financial statements.  
These statements should be read in conjunction with the attached compilation report of Camerons Accountants & Advisors.*



## **North West Tall Timbers Thunder Basketball Club Inc**

**ABN: 80 890 256 324**

### **Notes to the financial statements**

**For the year ended 30 September 2018**

The financial statements cover North West Tall Timbers Thunder Basketball Club Inc as an individual entity. North West Tall Timbers Thunder Basketball Club Inc is a not-for-profit association incorporated in Tasmania under the Associations Incorporation Act 1964 ('the Act').

Comparatives are consistent with prior years, unless otherwise stated.

#### **1 Basis of preparation**

In the opinion of the Committee of Management, the association is not a reporting entity since there are unlikely to exist users of the financial statements who are not able to command the preparation of reports tailored so as to satisfy specifically all of their information needs. These special purpose financial statements have been prepared to meet the reporting requirements of the Act.

The financial statements have been prepared in accordance with the recognition and measurement requirements of the Australian Accounting Standards and Accounting Interpretations, and the disclosure requirements of AASB 101 Presentation of Financial Statements, AASB 107 Statement of Cash Flows, AASB 108 Accounting Policies, Changes in Accounting Estimates and Errors and AASB 1054 Australian Additional Disclosures.

Significant accounting policies adopted in the preparation of these financial statements are presented below and are consistent with prior reporting periods unless otherwise stated.

The financial statements have been prepared on an accruals basis and are based on historical costs modified, where applicable, by the measurement at fair value of selected non-current assets, financial assets and financial liabilities.

The following significant accounting policies, which are consistent with the previous period unless stated otherwise, have been adopted in the preparation of this financial report.

#### **2 Summary of significant accounting policies**

##### **Revenue and other income**

Revenue is recognised when the amount of the revenue can be measured reliably, it is probable that economic benefits associated with the transaction will flow to the Association and specific criteria relating to the type of revenue as noted below, has been satisfied.

Revenue is measured at the fair value of the consideration received or receivable and is presented net of returns, discounts and rebates.

##### **Sale of goods**

Revenue from the sale of goods is recognised at the point of delivery as this corresponds to the transfer of significant risks and rewards of ownership of the goods and the cessation of all involvement in those goods.

*These notes should be read in conjunction with the attached compilation report of Camerons Accountants & Advisors.*

## **North West Tall Timbers Thunder Basketball Club Inc**

**ABN: 80 890 256 324**

### **Notes to the financial statements**

**For the year ended 30 September 2018**

#### **Interest revenue**

Interest is recognised using the effective interest method.

#### **Dividend revenue**

Dividends are recognised when the association's right to receive payment is established.

Dividends received from associates and joint venture entities are accounted for in accordance with the equity method of accounting.

#### **Rendering of services**

Revenue in relation to rendering of services is recognised depending on whether the outcome of the services can be estimated reliably. If the outcome can be estimated reliably then the stage of completion of the services is used to determine the appropriate level of revenue to be recognised in the period.

If the outcome cannot be reliably estimated then revenue is recognised to the extent of expenses recognised that are recoverable.

Revenue from training services is generally recognised once the training has been delivered.

#### **Goods and services tax (GST)**

Revenues, expenses and assets are recognised net of the amount of GST, except where the amount of GST incurred is not recoverable from the Australian Taxation Office (ATO).

Receivables and payables are stated inclusive of GST.

#### **Cash and cash equivalents**

Cash and cash equivalents comprises cash on hand, demand deposits and short-term investments which are readily convertible to known amounts of cash and which are subject to an insignificant risk of change in value.

#### **Property, plant and equipment**

Each class of property, plant and equipment is carried at cost or fair value less, where applicable, any accumulated depreciation and impairment.

Property, plant and equipment is depreciated on a straight-line basis over the asset's useful life to the Association, commencing when the asset is ready for use.

*These notes should be read in conjunction with the attached compilation report of Camerons Accountants & Advisors.*

## **North West Tall Timbers Thunder Basketball Club Inc**

**ABN: 80 890 256 324**

### **Notes to the financial statements**

**For the year ended 30 September 2018**

#### **Inventories**

Inventories are measured at the lower of cost and net realisable value. Cost of inventory is determined using the first-in-first-out basis and is net of any rebates and discounts received. Net realisable value is estimated using the most reliable evidence available at the reporting date and inventory is written down through an obsolescence provision if necessary.

#### **Impairment of non-financial assets**

At the end of each reporting period, the association determines whether there is an evidence of an impairment indicator for non-financial assets.

Where this indicator exists and regardless for goodwill, indefinite life intangible assets and intangible assets not yet available for use, the recoverable amount of the assets is estimated.

Where assets do not operate independently of other assets, the recoverable amount of the relevant cash-generating unit (CGU) is estimated.

The recoverable amount of an asset or CGU is the higher of the fair value less costs of disposal and the value in use. Value in use is the present value of the future cash flows expected to be derived from an asset or cash-generating unit.

Where the recoverable amount is less than the carrying amount, an impairment loss is recognised in profit or loss.

Reversal indicators are considered in subsequent periods for all assets which have suffered an impairment loss, except for goodwill.

*These notes should be read in conjunction with the attached compilation report of Camerons Accountants & Advisors.*

## North West Tall Timbers Thunder Basketball Club Inc

ABN: 80 890 256 324

### Notes to the financial statements

For the year ended 30 September 2018

	<i>Note</i>	<b>2018</b> \$	<b>2017</b> \$
<b>3 Cash and cash equivalents</b>			
Westpac cheque account #280		56	0
Financial guarantee refundable		7,500	7,500
Bendigo Bank #824		15,252	3,680
Bendigo Bank #905		624	1,136
Bendigo Bank #705		82,414	42,000
		<u>105,847</u>	<u>54,317</u>
<b>4 Trade and other receivables</b>			
<b>Current</b>			
Trade receivables		(496)	330
GST Paid		-	359
September BAS outstanding		-	616
		<u>(496)</u>	<u>1,305</u>
<b>5 Inventories</b>			
<b>Current</b>			
Merchandise stock on hand		1,815	500
		<u>1,815</u>	<u>500</u>
<b>6 Investments</b>			
<b>Non-current</b>			
MyState Financial Shares (387, held at market value)		1,869	1,858
		<u>1,869</u>	<u>1,858</u>
<b>7 Property, plant and equipment</b>			
<b>Plant and equipment</b>			
Plant and equipment		891	891
Less accumulated depreciation		(722)	(660)
		<u>169</u>	<u>231</u>
<b>Motor vehicles</b>			

*These notes should be read in conjunction with the attached compilation report of Camerons Accountants & Advisors.*

## North West Tall Timbers Thunder Basketball Club Inc

ABN: 80 890 256 324

### Notes to the financial statements

For the year ended 30 September 2018

	<i>Note</i>	<b>2018</b>	<b>2017</b>
		<b>\$</b>	<b>\$</b>
Motor vehicles		5,581	4,136
Less accumulated depreciation		(2,249)	(2,557)
		<u>3,332</u>	<u>1,579</u>
		<u>3,501</u>	<u>1,810</u>

### 8 Trade and other payables

#### Current

Trade creditors	-	3,950
Contingent Liability - DHHS	7,500	7,500
Superannuation payable	1,764	-
GST Collected	155	-
PAYG withholding tax payable	1,060	1,676
September BAS outstanding	4,456	-
	<u>14,935</u>	<u>13,126</u>

### 9 Retained earnings

Retained earnings at the beginning of the financial year	46,675	54,024
	50,926	(7,361)
	<u>97,601</u>	<u>46,663</u>

### 10 Events occurring after the reporting date

No matter or circumstances have arisen since the end of the financial year which significantly affected or may significantly affect the operations of the association, the results of those operations or the state of affairs of the association in future financial years.

### 11 Statutory information

The registered office and principal place of business of the association is:

North West Tall Timbers Thunder Basketball Club Inc  
PO Box 158  
Ulverstone TAS 7315

*These notes should be read in conjunction with the attached compilation report of Camerons Accountants & Advisors.*



## **North West Tall Timbers Thunder Basketball Club Inc**

**ABN: 80 890 256 324**


### **Statement by members of committee**


The committee has determined that the association is not a reporting entity and that this special purpose financial report should be prepared in accordance with the accounting policies outlined in Note 2 to the financial statements.

In the opinion of the committee the financial report:

1. Presents fairly the financial position of North West Tall Timbers Thunder Basketball Club Inc as at 30 September 2018 and its performance for the year ended on that date.
2. At the date of this statement, there are reasonable grounds to believe that North West Tall Timbers Thunder Basketball Club Inc will be able to pay its debts as and when they fall due.

This statement is made in accordance with a resolution of the committee and is signed for and on behalf of the committee by:

  
\_\_\_\_\_  
Tony Barker (President)

  
\_\_\_\_\_  
Graham Ratcliffe (Treasurer)

Dated 14 November 2018

*These notes should be read in conjunction with the attached compilation report of Camerons Accountants & Advisors.*

## **North West Tall Timbers Thunder Basketball Club Inc**

**ABN: 80 890 256 324**

### **Independent audit report to the members of association, North West Tall Timbers Thunder Basketball Club Inc**

#### **Report on the audit of the financial report**

##### **Opinion**

I have audited the accompanying financial report, being a special purpose financial report, of North West Tall Timbers Thunder Basketball Club Inc (the association), which comprises the balance sheet as at 30 September 2018, the income statement, and notes to the financial statements, including a summary of significant accounting policies and the statement by members of the committee.

In my opinion, the accompanying financial report of the association for the year ended 30 September 2018 is prepared, in all material respects, in accordance with the Associations Incorporation Act 1964.

##### **Basis of opinion**

I conducted my audit in accordance with Australian Auditing Standards. My responsibilities under those standards are further described in the auditor's responsibilities for the audit of the financial report section of my report. I am independent of the association in accordance with the auditor independence requirements of the ethical requirements of the Accounting Professional and Ethical Standards Board's APES 110 Code of Ethics for Professional Accountants (the code) that are relevant to my audit of the financial report in Australia. I have also fulfilled my other ethical responsibilities in accordance with the code.

I believe that the audit evidence I have obtained is sufficient and appropriate to provide a basis for my opinion.

##### **Emphasis of matter - basis of accounting**

I draw attention to note 1 of the financial report, which describes the basis of accounting. The financial report is prepared to assist the association in meeting the requirements of the Associations Incorporation Act 1964 and the needs of members. As a result, the financial report may not be suitable for another purpose. My report is intended solely for the association and should not be distributed to or used by parties other than the association. My opinion is not modified in respect of this matter.

##### **Responsibility of management and those charged with governance**

Management is responsible for the preparation and fair presentation of the financial report in accordance with the Associations Incorporation Act 1964, and for such internal control as management determines is necessary to enable the preparation of the financial report is free from material misstatement, whether due to fraud or error.

In preparing the financial report, management is responsible for assessing the association's ability to continue as a going concern, disclosing, as applicable, matters related to going concern and using the going concern basis of accounting unless management either intends to liquidate the association or to cease operations, or has no realistic alternative but to do so.

Those charged with governance are responsible for overseeing the association's financial reporting process.

*These notes should be read in conjunction with the attached compilation report of Camerons Accountants & Advisors.*

## **North West Tall Timbers Thunder Basketball Club Inc**

**ABN: 80 890 256 324**

**Independent audit report to the members of association, North West Tall Timbers Thunder Basketball Club Inc**

### **Auditor's responsibilities for the audit of the financial report**

My objectives are to obtain reasonable assurance about whether the financial report as a whole is free from material misstatement, whether due to fraud or error, and to issue an auditor's report that includes my opinion. Reasonable assurance is a high level of assurance, but is not a guarantee that an audit conducted in accordance with the Australian Auditing Standards will always detect a material misstatement when it exists. Misstatements can arise from fraud or error and are considered material if, individually or in the aggregate, they could reasonably be expected to influence the economic decisions of users taken on the basis of this financial report.

**Clayton Williams**

**3a The Quadrant, Ulverstone**

**16 October 2018**

*These notes should be read in conjunction with the attached compilation report of Camerons Accountants & Advisors.*

---

## **North West Tall Timbers Thunder Basketball Club Inc**


**ABN: 80 890 256 324**

### **Certificate by members of committee**

Annual statements give true and fair view of the financial position of incorporated association.

We, being the members of the Committee of the North West Tall Timbers Thunder Basketball Club Inc, certify that -

The statements attached to this certificate give a true and fair view of the financial performance and position of North West Tall Timbers Thunder Basketball Club Inc during and at the end of the financial year of the association ending on 30 September 2018.

  
\_\_\_\_\_  
Tony Barker (resident)  
\_\_\_\_\_  
Graham Ratcliffe (Treasurer)

Dated 14 November 2018

## North West Tall Timbers Thunder Basketball Club Inc

ABN: 80 890 256 324

### Schedule of property, plant and equipment

For the year ended 30 September 2018

Asset Description	Acquisition Date	Private Use %	Original Cost	Opening Written down Value	-----Disposals-----			-----Depreciation-----		Closing Written Down Value
					Disposal Date	Disposal Value	Profit(Loss) On sale	Depreciation Rate & Method	Depreciation Amount	
742-Plant and Equipment										
Laptop	14/03/2013	-	455	91	-	-	-	27.50 DV	25	66
Freezer	04/03/2014	-	50	24	-	-	-	20.00 DV	5	19
Washing Machine	04/03/2014	-	150	72	-	-	-	20.00 DV	14	58
Parasonic TV	21/02/2014	-	236	44	-	-	-	40.00 DV	18	26
			891	231			-		62	169
744-Motor Vehicles										
Mitubishi Magna EC6810	25/01/2014	-	1,636	616	11/04/2018	727	192	25.00 DV	81	-
Mitubishi Magna A98PW	27/02/2014	-	2,500	965	-	-	-	25.00 DV	241	724
Mazda Sedan FA0570	20/02/2018	-	3,081	-	-	-	-	25.00 DV	471	2,610
			7,217	1,581			192		793	3,334
Less Disposals			1,636	-			-		-	-
			5,581	1,581			192		793	3,334
Grand Total			6,472	1,812			192		855	3,503

The accompanying notes form part of these financial statements.  
These statements should be read in conjunction with the attached compilation report of Camerons Accountants & Advisors.